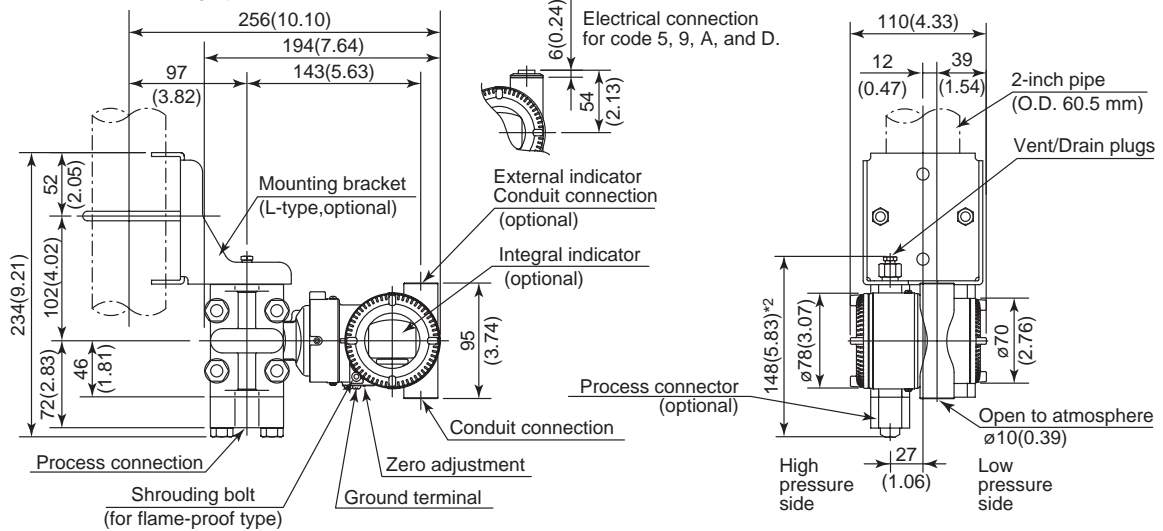
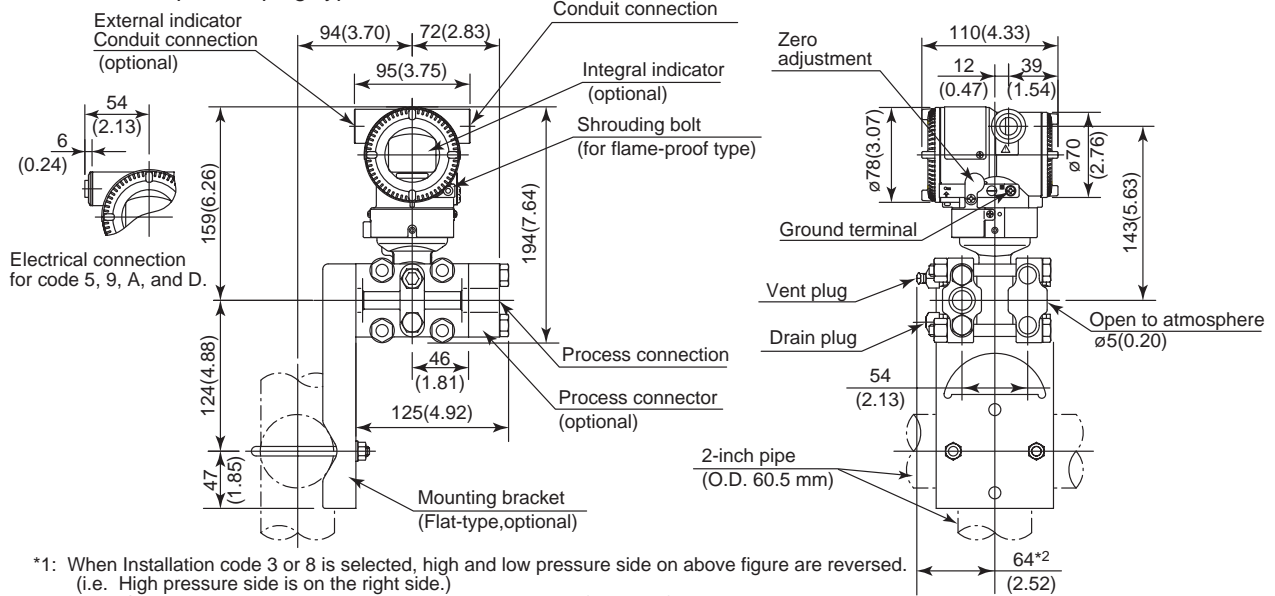


Unit: mm(approx. inch)

● Vertical Impulse Piping Type (Installation code 7)

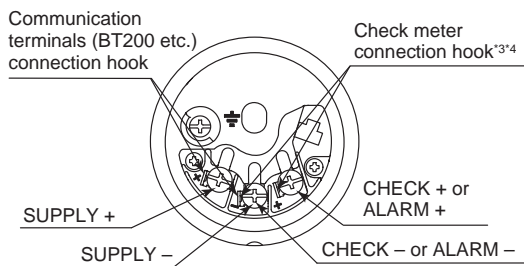


● Horizontal Impulse Piping Type (Installation code 9)



*1: When Installation code 3 or 8 is selected, high and low pressure side on above figure are reversed. (i.e. High pressure side is on the right side.)
 *2: When Option code K1, K2, K5, or K6 is selected, add 15 mm(0.59 inch) to the value in the figure.

● Terminal Configuration



● Terminal Wiring

SUPPLY +	Power supply and output terminal
CHECK + or ALARM +	External indicator (ammeter) terminal ^{*3,4} or Status contact output terminal ⁴ (when /AL is specified)
Ground symbol	Ground terminal

*3: When using an external indicator or check meter, the internal resistance must be 10 Ω or less. A check meter or indicator cannot be connected when /AL option is specified.
 *4: Not available for fieldbus communication type.