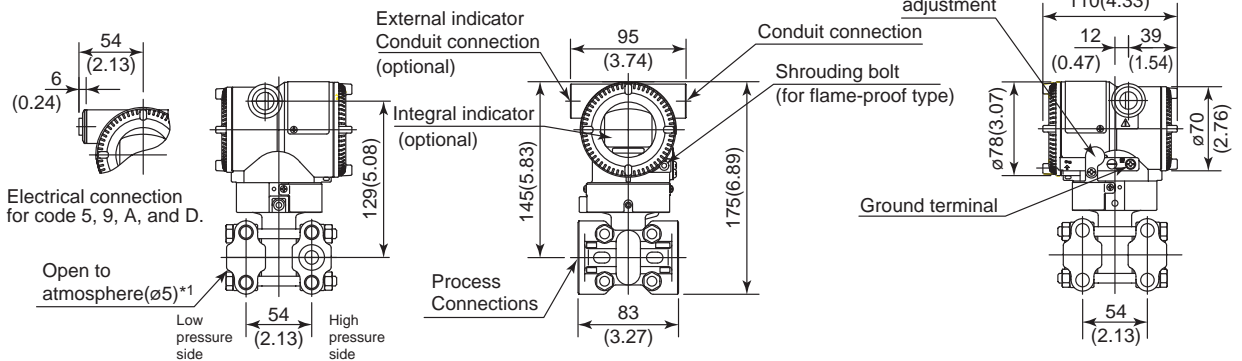


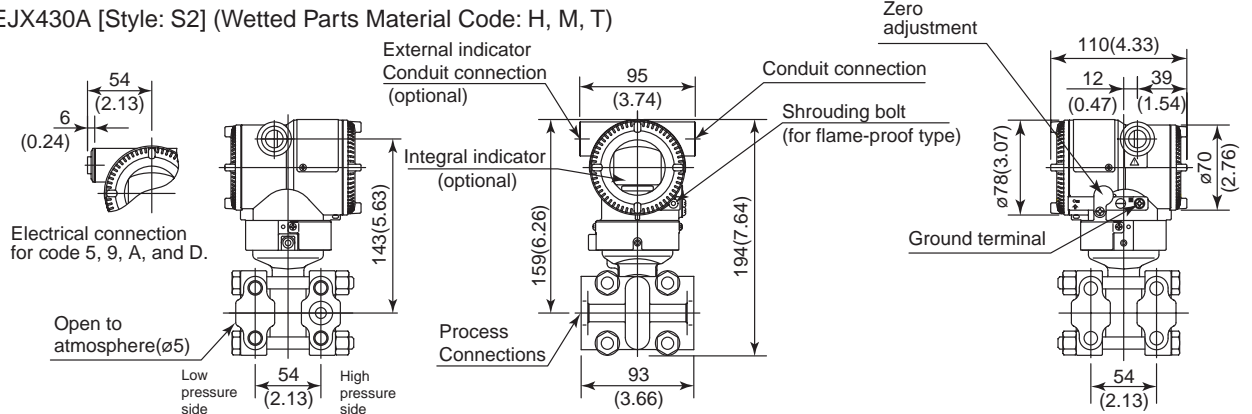
Unit: mm(approx. inch)

● EJX310A [Style: S2] and EJX430A [Style: S2] (Wetted Parts Material Code: S)

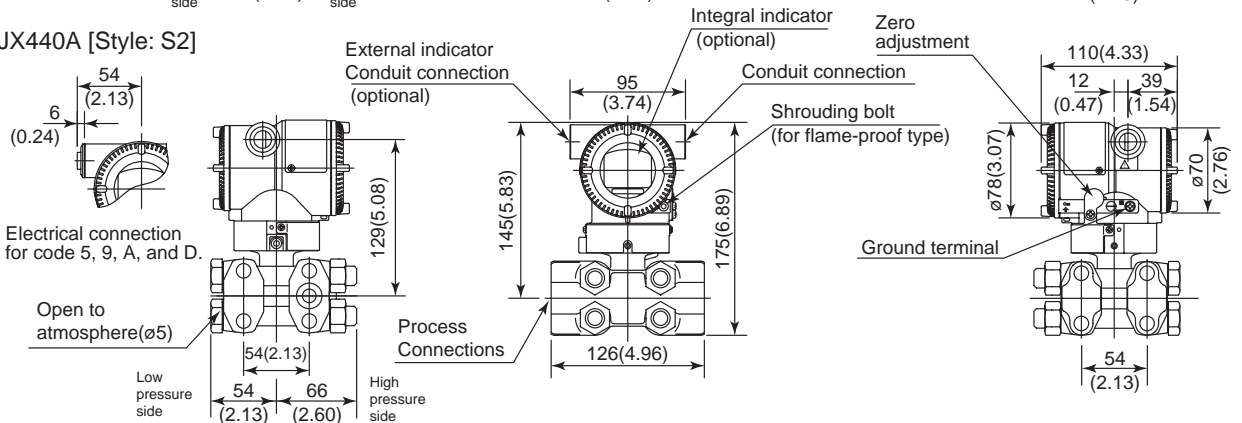


*1: Applicable for EJX430A.

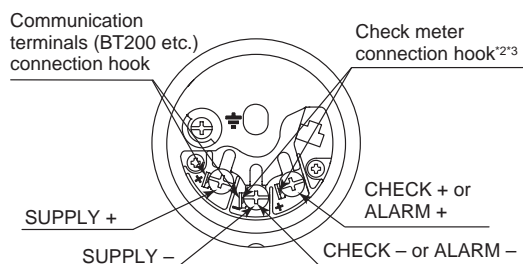
● EJX430A [Style: S2] (Wetted Parts Material Code: H, M, T)



● EJX440A [Style: S2]



● Terminal Configuration



● Terminal Wiring

| | | |
|-------------|---|--|
| SUPPLY | + | Power supply and output terminal |
| | - | |
| CHECK | + | External indicator (ammeter) terminal ^{2,3} or Status contact output terminal ³ (when /AL is specified) |
| or ALARM | - | |
| | ⏏ | Ground terminal |

*2: When using an external indicator or check meter, the internal resistance must be 10 Ω or less. A check meter or indicator cannot be connected when /AL option is specified.

*3: Not available for fieldbus communication type.