

Drawings

EJX510A, EJX610A, EJX530A
and EJX630A

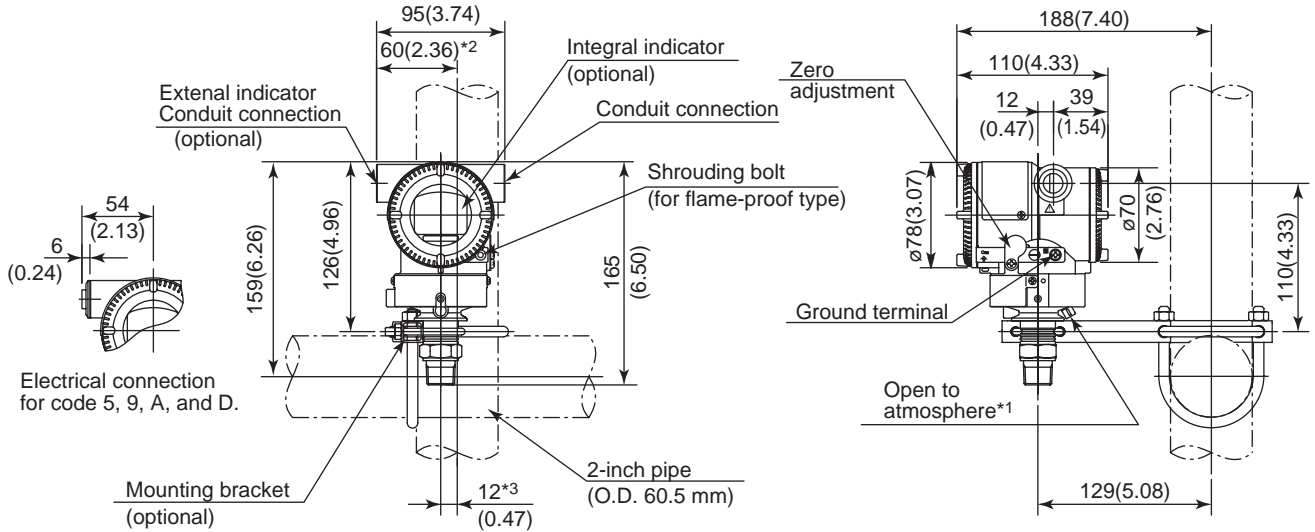
DP **harp** **EJX**™

Absolute and Gauge Pressure Transmitter

[Style EJX510A, EJX530A: S2, EJX610A, EJX630A: S1]

Unit: mm(approx. inch)

● With Process connections code 7



*1: Only for EJX530A and EJX630A whose measurement span code is A, B, or C.

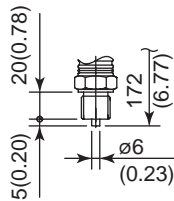
*2: 58 mm(2.28 inch) for measurement span code D.

*3: 11 mm(0.43 inch) for measurement span code D.

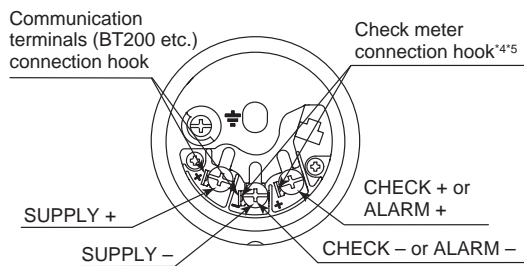
● With Process connections code 4



● With Process connections code 8 and 9



● Terminal Configuration



● Terminal Wiring

SUPPLY	+	Power supply and output terminal
	-	
CHECK	+	External indicator (ammeter) terminal*4*5
or	-	or
ALARM	+	Status contact output terminal*5
	-	(when /AL is specified)
	⏏	Ground terminal

*4: When using an external indicator or check meter, the internal resistance must be 10 Ω or less. A check meter or indicator cannot be connected when /AL option is specified.

*5: Not available for fieldbus communication type.