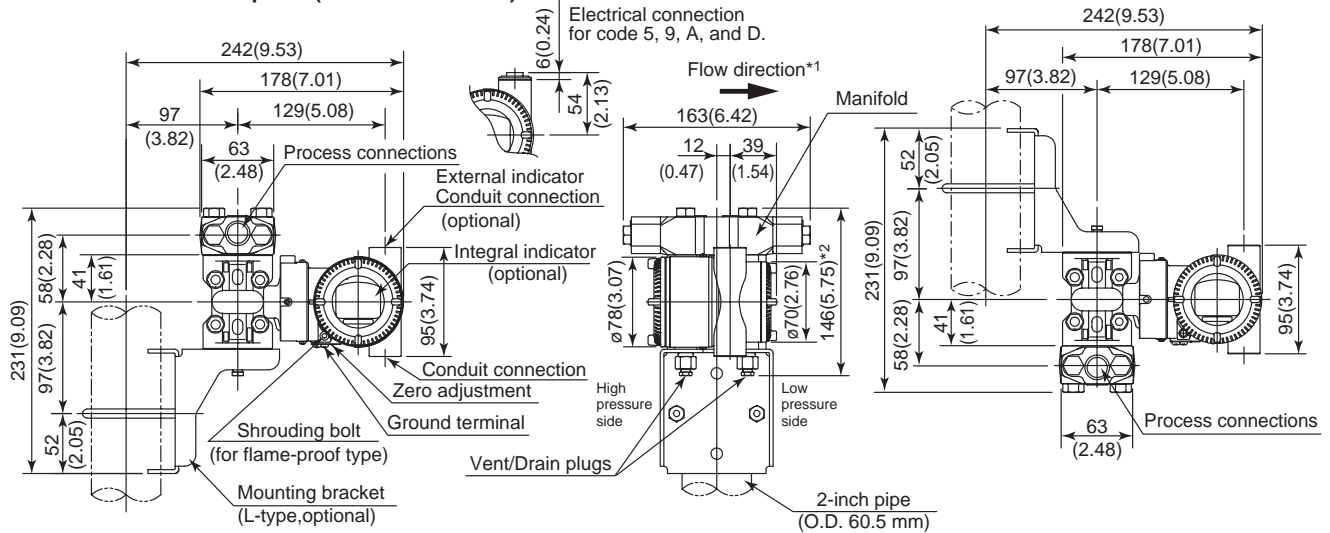


Unit: mm(approx. inch)

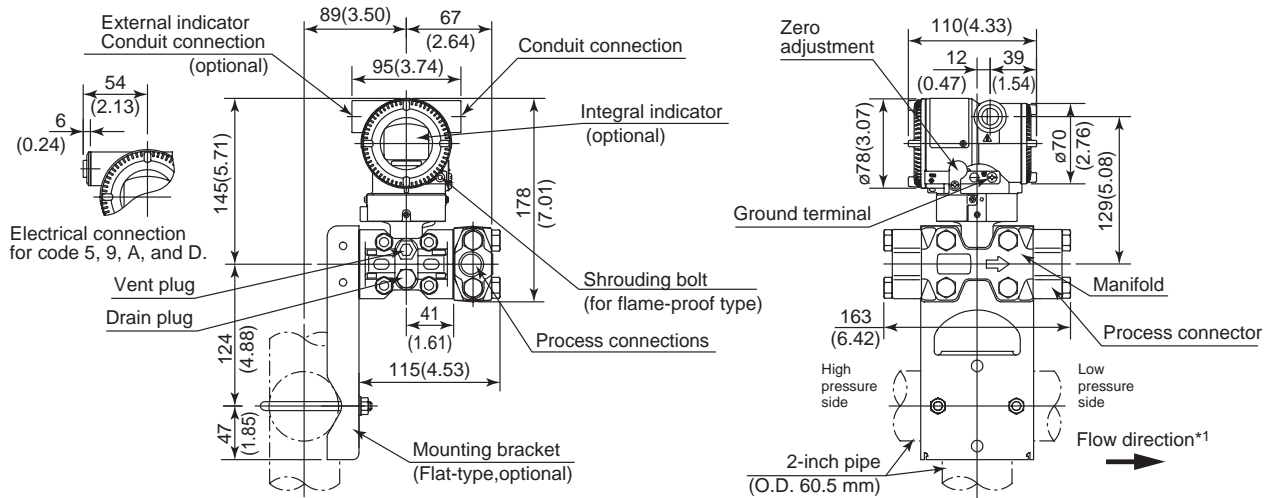
● Vertical Impulse Piping Type

Process connector upside (Installation code 6)

Process connector downside (Installation code 7)



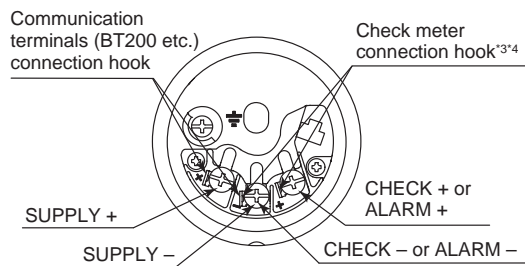
● Horizontal Impulse Piping Type (Installation code 9)



*1: When Installation code 2, 3, or 8 is selected, the flow direction on above figure is reversed.

*2: When Option code K1, K2, K5, or K6 is selected, add 15 mm(0.59 inch) to the value in the figure.

● Terminal Configuration



● Terminal Wiring

SUPPLY +	Power supply and output terminal
CHECK + or ALARM +	External indicator (ammeter) terminal ^{*3,4} or Status contact output terminal ⁴ (when /AL is specified)
Ground symbol	Ground terminal

*3: When using an external indicator or check meter, the internal resistance must be 10 Ω or less. A check meter or indicator cannot be connected when /AL option is specified.

*4: Not available for fieldbus communication type.