

Points on How to Choose an Insulation Tester

1

Type

Two choices:
Choose an analog model if visual recognition is of utmost importance, or a digital model if precise numeric recognition is of utmost importance.

2

Ratings

A wide choice of voltage/resistance ratings, from 25 V/5 M Ω to 1000 V/2000 M Ω
Some models have two or three ranges; thus, you need not take more than one instrument to the site.

3

Functionality

Each series includes a model or models with a backlight for working in dark places. Multi-functional models capable of, for example, AC voltage measurement, are also available.





4

Accessories

Optional test probes and probe tips are available for a variety of test environments.

Insulation Testers

Selection Guide

Type	Series/Model	Suffix Code & Backlight	Rating	AC Voltage Measuring range	Display	Additional Function	External View	Page								
Digital insulation testers	4 ranges	MY40 CE	01 (EL-illuminated)	125V/200M Ω 250V/200M Ω 500V/2000M Ω 1000V/2000M Ω	0-600V	3 1/2-digit LCD	Automatic discharge Conductor resistance measurement Comparator function Memory function		P.3							
Analog insulation testers	2 & 3 ranges	2406E CE	31 (N/A)	25V/5M Ω	0-300V	Analog	Automatic discharge Battery check		P.4							
			41 (EL-illuminated)	50V/10M Ω												
			32 (N/A)	125V/20M Ω						0-300V						
			42 (EL-illuminated)	250V/50M Ω												
			33 (N/A)	125V/20M Ω						0-600V						
			43 (EL-illuminated)	250V/50M Ω 500V/100M Ω												
			34 (N/A)	250V/50M Ω						0-600V						
			44 (EL-illuminated)	500V/100M Ω 1000V/2000M Ω												
			35 (N/A)	250V/500M Ω						0-600V						
			45 (EL-illuminated)	500V/1000M Ω 1000V/2000M Ω												
			Single range	MY10 CE						01 (afterglow-illuminated)	125V/20M Ω	0-250V	Analog	Automatic discharge Battery check		P.5
										02 (afterglow-illuminated)	250V/50M Ω	0-300V				
03 (afterglow-illuminated)	500V/100M Ω	0-500V														
04 (afterglow-illuminated)	500V/1000M Ω	0-500V														
05 (afterglow-illuminated)	1000V/2000M Ω	0-500V														
Single range	3213A	41 (N/A)	100V/20M Ω	0-150V	Analog	Battery check		P.6								
		42 (N/A)	250V/50M Ω	0-250V												
		43 (N/A)	500V/100M Ω	0-300V												
		44 (N/A)	500V/1000M Ω	0-300V												
		45 (N/A)	1000V/2000M Ω	0-300V												
		46 (N/A)	125V/20M Ω	0-250V												