





Selection Guide

Type	Series/ Model	Suffix Code & Backlight	Rating	AC Test Voltage Range	Display	Additional Function	External View	
Digital insulation testers	4 ranges	MY40 CE	01 (EL-illuminated)	125V/200MΩ 250V/200MΩ 500V/2000MΩ 1000V/2000MΩ	0–600V	3 1/2-digit LCD	Automatic discharge Conductor resistance measurement Comparator function Memory function	
			Single & 2 ranges	2406D CE	51 (N/A)	125V/200MΩ	0–300V	3 1/2-digit LCD
	61 (LED-illuminated)	250V/200MΩ						
	52 (N/A)	125V/200MΩ			0–300V			
	62 (LED-illuminated)							
	53 (N/A)	250V/200MΩ			0–300V			
	63 (LED-illuminated)							
	54 (N/A)	500V/200MΩ			0–600V			
	64 (LED-illuminated)							
55 (N/A)	1000V/2000MΩ	0–600V						
65 (LED-illuminated)								
Analog insulation testers	2 & 3 ranges	2406E CE	31 (N/A)	25V/5MΩ	0–300V	Analog	Automatic discharge Battery check	
			41 (EL-illuminated)	50V/10MΩ 125V/20MΩ				
			32 (N/A)	125V/20MΩ	0–300V			
			42 (EL-illuminated)	250V/50MΩ				
			33 (N/A)	125V/20MΩ	0–600V			
			43 (EL-illuminated)	250V/50MΩ 500V/100MΩ				
			34 (N/A)	250V/50MΩ	0–600V			
			44 (EL-illuminated)	500V/100MΩ 1000V/2000MΩ				
			35 (N/A)	250V/500MΩ	0–600V			
	45 (EL-illuminated)	500V/1000MΩ 1000V/2000MΩ						
	Single range	MY10 CE	01 (afterglow-illuminated)	125V/20MΩ	0–250V	Analog	Automatic discharge Battery check	
			02 (afterglow-illuminated)	250V/50MΩ	0–300V			
			03 (afterglow-illuminated)	500V/100MΩ	0–500V			
			04 (afterglow-illuminated)	500V/1000MΩ	0–500V			
05 (afterglow-illuminated)			1000V/2000MΩ	0–500V				
Single range	3213A	41 (N/A)	100V/20MΩ	0–150V	Analog	Battery check		
		42 (N/A)	250V/50MΩ	0–250V				
		43 (N/A)	500V/100MΩ	0–300V				
		44 (N/A)	500V/1000MΩ	0–300V				
		45 (N/A)	1000V/2000MΩ	0–300V				
		46 (N/A)	125V/20MΩ	0–250V				