

General Specifications

F3GB01-0N GP-IB Communication Module

FA-M3

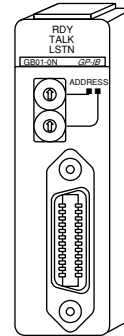
GS 34M6H27-01E



General

The F3GB01-0N is for connecting measuring instruments incorporating a GP-IB interface to each other.

- It has one GP-IB interface port.
- It supports master and slave modes, each of which provides separate interface capability.
- It can send interface messages in master mode.
- The slave mode device function can read and write all FA-M3 devices without using application programs.
- It supports ladder and BASIC programming.



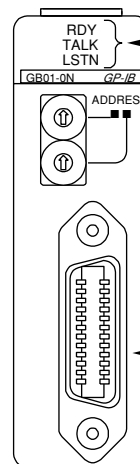
Specifications

Item	Specification	
Interface	Conforms to the ANSI/IEEE standard 488.	
Transmission mode	8 bits parallel, half-duplex	
Connection type	Star, multidrop	
Number of devices	15 max.	
Handshake system	3-wire handshaking	
Transmission Distance	Total cable length	20 m max.
	Between devices	4 m max.
	Total length according to number of devices	2 m max. × (number of devices)
Interface	24-pin receptacle connector (IEEE-488)	
Settings	Device address	0 to 30
	Delimiter code	CR + LF, CR, EOI, others
	Controller function	Yes or No
Current consumption	250 mA	
External dimensions	28.9 (W) × 100 (H) × 83.2 (D) mm*	
Weight	150 g	

*: Excluding protrusions (see external dimensions for details).

Components and Functions

■ Front view



Indicators

- RDY** : Lit when the internal circuit is functioning normally.
- TALK** : Lit when the module is functioning as a talker.
- LSTN** : Lit when the module is functioning as a listener.

Address switch

Sets a device address (0 to 30). The factory setting is 00.

Connector

Accepts a GP-IB cable.

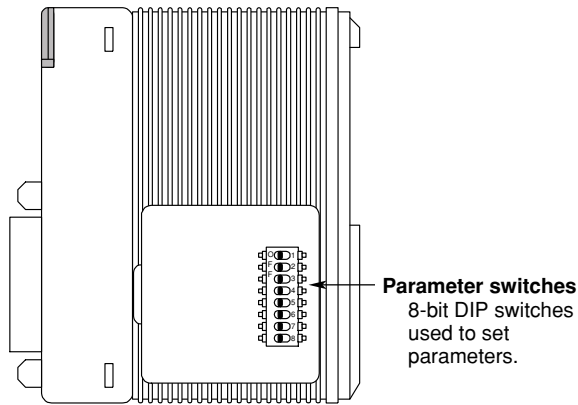
Interface Functions

	Controller Function Supported (master mode)		Controller Function Not Supported (slave mode)	
	Subset	Description	Subset	Description
Source Handshake (SH)	SH1	All functions supported.	SH1	All functions supported.
Acceptor Handshake (AH)	AH1	All functions supported.	AH1	All functions supported.
Talker (T)	T8	<ul style="list-style-type: none"> • Basic talker functions supported. • No serial polling. • No talk-only mode supported. • MLA talker resetting supported. 	T6	<ul style="list-style-type: none"> • Basic talker functions supported. • Serial polling supported. • No talk-only mode supported. • MLA talker resetting supported.
Listener (L)	L4	<ul style="list-style-type: none"> • Basic listener functions supported. • No listen-only mode supported. • MTA listener resetting supported. 	L4	<ul style="list-style-type: none"> • Basic listener functions supported. • No listen-only mode supported. • MTA listener resetting supported.
Service Request (SR)	SR0	Not supported.*	SR1	All functions supported.
Remote Local (RL)	RL0	Not supported.	RL1	All functions supported.
Parallel Poll (PP)	PP0	Not supported.*	PP0	Not supported.
Device Clear (DC)	DC0	Not supported.	DC0	Not supported.
Device Trigger (DT)	DT0	Not supported.	DT1	All functions supported.
Controller (C)	C1 C2 C3 C4 C25	<ul style="list-style-type: none"> • System controller • IFC transmission function supported. • REN transmission function supported. • Response to SRQ. • Interface message transmission. • Parallel polling. • No bus controller function supported. 	C0	• No controller function supported.

*: Both parallel and serial polling are supported.

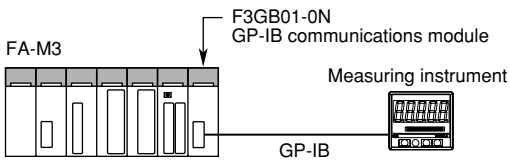
Components and Functions

■ Right side view



Note: This figure is drawn with the panel cover removed.

Configuration Example



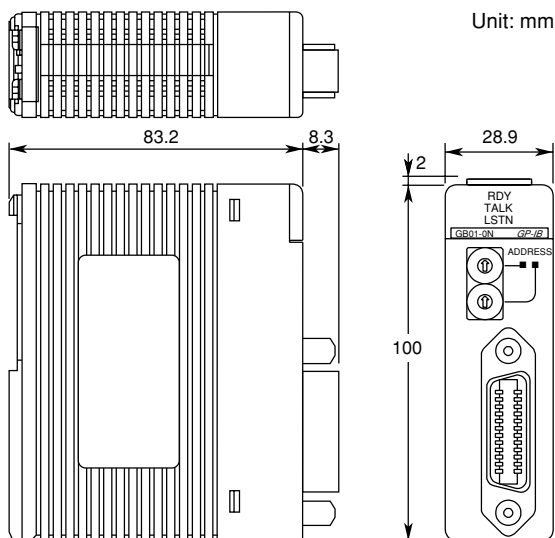
Operating Environment

There is no restriction on the type of CPU modules that can be used with this module.

Model and Suffix Codes

Model	Suffix Code	Style Code	Option Code	Description
F3GB01	-0N	GP-IB, 1 Port

External Dimensions



~~~~~ Items to Specify When Ordering ~~~~~

1. Model and suffix codes