

General Specifications

GS 33K50C33-50E

Model AIP831
Operation Keyboard for Eight-loop
Simultaneous Operation
Model LHS1140
Eight-loop Simultaneous Operation package
(for AIP831)



[Release 5]

■ GENERAL

AIP831 is an Operation Keyboard for Eight-loop Simultaneous Operation for CENTUM VP's Desktop Type HIS. AIP831 is equipped with 8-Loop Control keys which contains touch sensors for sensing the touches. (Touch sensors are used for "Instrument Faceplate Highlight" function of Desktop Type HIS.)

It contains an independent USB speaker (a sound function) other than buzzing alarms (buzzer sounds).

LHS1140 Eight-loop Simultaneous Operation Package (for AIP831) software is required when using AIP831 on Desktop Type HIS. It is an option used with the Standard Operation and Monitoring Function (LHS1100 or LHM1101).

■ SOFTWARE REQUIREMENTS FOR AIP831 AND LHS1140

- Standard Operation and Monitoring Function (LHS1100 or LHM1101) of CENTUM VP software R5.03 or later version is required.
- One AIP831 keyboard can be used per one Desktop Type HIS.
- AIP831 and LHS1140 can not be used with LHS1120 (Console HIS Support Package for Enclosed Display Style) nor LHS1130 (Console HIS Support Package for Open Display Style).

■ HARDWARE SPECIFICATIONS OF AIP831

For installation specifications and environmental conditions, which are common to the systems, refer to "System Overview" (GS 33K01A10-50E, GS 33K01A20-50E).

- Type: Flat keyboard (Sound Function: USB Speaker)
- PC Interface
 - Interface Connector: USB A type x2 (*1)
 - Conformable USB standard
 - Operation Keyboard Function: USB 2.0 (Full-speed, Bus-powered)
 - Sound Function: USB 1.1 (Full-speed, Bus-powered)
- Input Voltage: 5V±5% (Supplied from USB Port of PC)
- Maximum consumption current: 1A
- Weight: 2.0 kg (Without VESA Bracket), 2.5 kg (With VESA Bracket) (*2)
- Chassis Color: Black (Munsell No. N1.5)
- AIP831 belongs to IEC 61010-1 installation category Class I (A device not directly connected with the main power supply).
- OPERATING ENVIRONMENT
 - Ambient temperature:
 - 5 to 40 °C (for normal operation)
 - 20 to 60 °C (in storage and transportation)
 - Ambient humidity:
 - 20 to 80 %RH (Non-condensing)
- Touch sensor : A touch only by the barehand is sensed.

*1: Both connectors must always be connected directly to a PC.

*2: AIP831 with VESA Bracket must be mounted where it holds at least 10 kg of weight.

■ REGULATORY COMPLIANCE OF AIP831

For the detailed information of the following standards, refer to “System Overview” (GS 33K01A10-50E, GS 33K01A20-50E).

Safety Standards

- [CSA] (*1)
- [CE Marking] (*2)
- [EAC Marking] (*6)

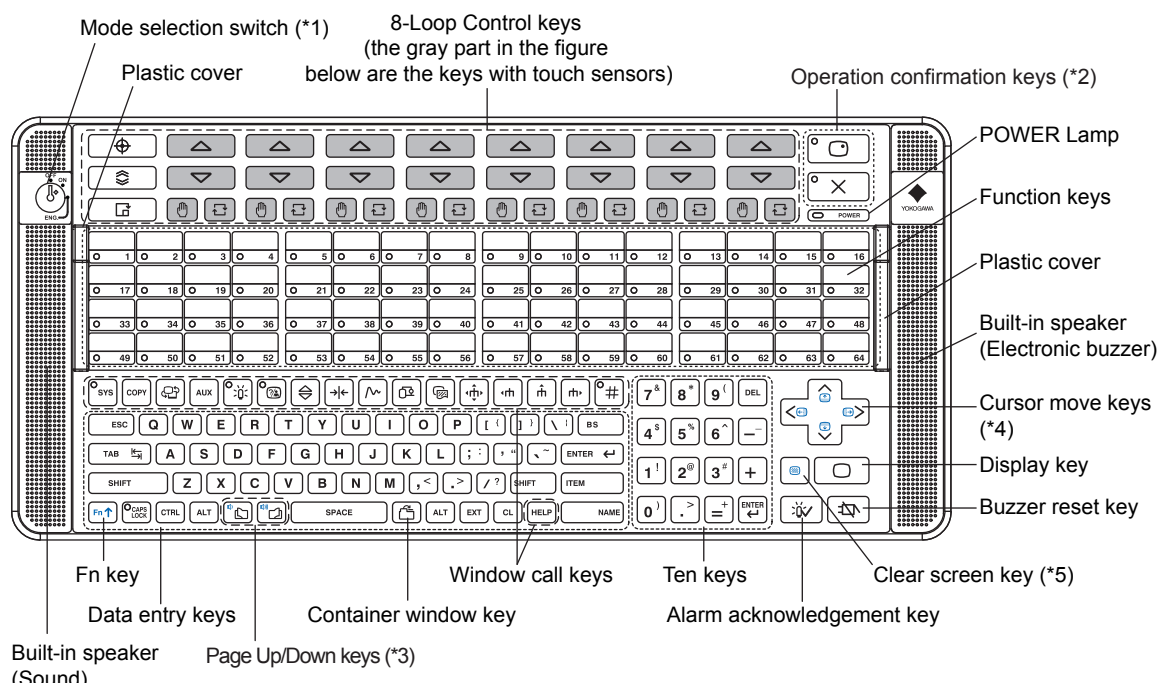
EMC Conformity Standards

- [CE Marking] (*2) (*5)
- [RCM] (*3)
- [KC Marking] (*4)
- [EAC Marking] (*6)

- *1: AIP831 complies to CSA only when CSA mark is indicated on the PC which connects with AIP831.
- *2: AIP831 complies to CE Marking only when CE mark is indicated on the PC which connects with AIP831.
- *3: AIP831 complies to RCM only when RCM mark is indicated on the PC which connects with AIP831.
- *4: AIP831 complies to KC Marking only when KC mark is indicated on the PC which connects with AIP831.
- *5: EN 61000-3-2 and EN 61000-3-3 in CE Marking are out of scope for AIP831.
- *6: AIP831 complies to EAC Marking only when EAC mark is indicated on the PC which connects with AIP831.

■ LAYOUT OF API831

An Operation Keyboard is composed of both alphanumeric keys and special operation keys. It also has special window call keys grouped by functions and 64 user-definable function keys which are used for process control and plant monitoring.



- *1: With or without “Mode selection switch” is selectable by the suffix code.
- *2: Two types of operation confirmation key symbols are selectable by the suffix codes.

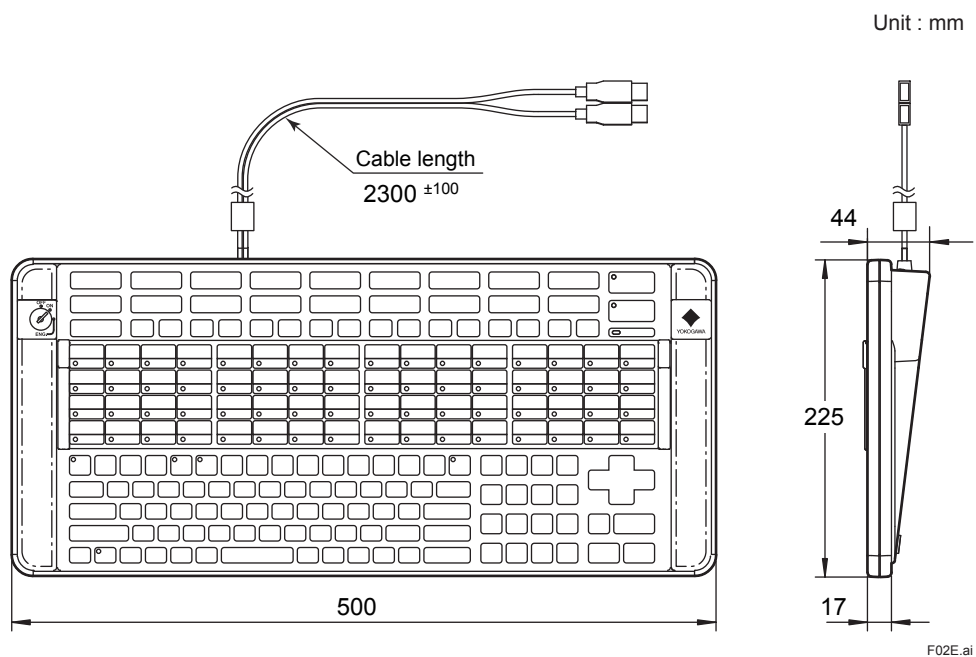


F04E.ai

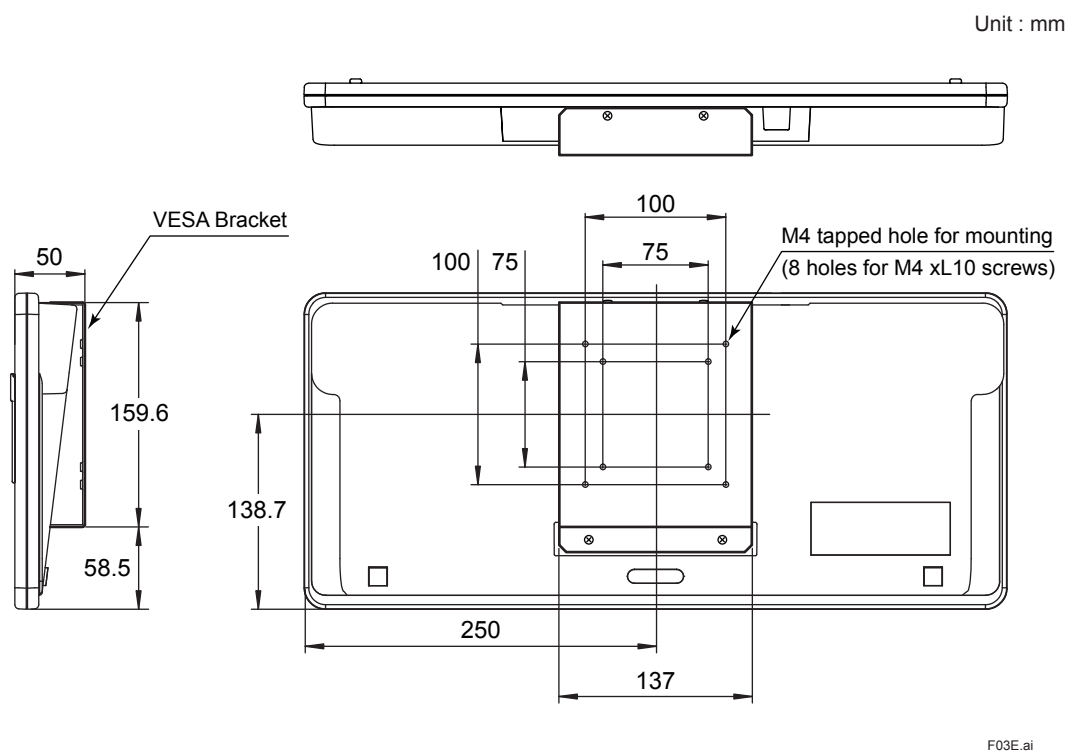
- *3: These keys also serve as “Volume control keys” when pressed simultaneously with Fn key.
- *4: These keys also serve as “Scroll Keys” when pressed simultaneously with Fn key.
- *5: Clear screen key becomes effective when pressed simultaneously with Fn key.
(Clear screen key is enabled without pressing Fn key by changing the hardware settings.)

Figure Operation Keyboard and Names of Parts

■ EXTERNAL DIMENSIONS OF AIP831



■ AIP831 DIMENSIONS OF VESA BRACKET ATTACHMENT



■ MODEL AND SUFFIX CODES

Operation Keyboard for Eight-loop Simultaneous Operation

		Description
Model	AIP831	Operation Keyboard for Eight-loop Simultaneous Operation
Suffix Codes	-0	Without Mode selection switch
	-1	With Mode selection switch
	0	Operation confirmation key Type A
	1	Operation confirmation key Type B
	1	Always 1
Option Codes	/VESA	With VESA Bracket
	/EIM	With English Instruction Manual
	/JIM	With Japanese Instruction Manual

Eight-loop Simultaneous Operation Package (for AIP831)

		Description
Model	LHS1140	Eight-loop Simultaneous Operation Package (for AIP831) [Media model: LHSKM50-V11]
Suffix Codes	-V	Software license
	1	Always 1
	1	English version

■ ORDERING INFORMATION

- Please place an order of a LHS1140 license per AIP831 keyboard.
- Specify model and suffix codes.

■ TRADEMARKS

- CENTUM and Vnet/IP are registered trademark of Yokogawa Electric Corporation.
- Other company and product names appearing in this document are trademarks or registered trademarks of their respective holders.