

Event Analysis Package

Exaplog

Process log analyzer helps optimize plant operation

Analyzes DCS Event History to Help You Enhance Efficiency

The Exaplog Event Analysis Package provides tools for managers, engineers and supervising operators to analyze DCS plant historical logs, and helps balance the process and enhance efficiency. Exaplog uses trend graphs to measure process request - operator action "balance", and pie charts or tables to analyze event-type distributions, so helps you identify and reduce unimportant/consequential alarms, identify and improve inefficient operation sequences – and so balance the process and enhance efficiency.

Enhance Process Stability: Balance Process Events and Operator Actions

The Event Balance Trend (EBT) shows the *numerical balance* between process requests (events such as alarms and messages) and operator actions (such as tag mode and setpoint changes), and the *relative timings* of event and operation peaks – which are indicators of process stability and controllability.

When, Where, What (3W) Filters Help You Narrow Focus of Analysis

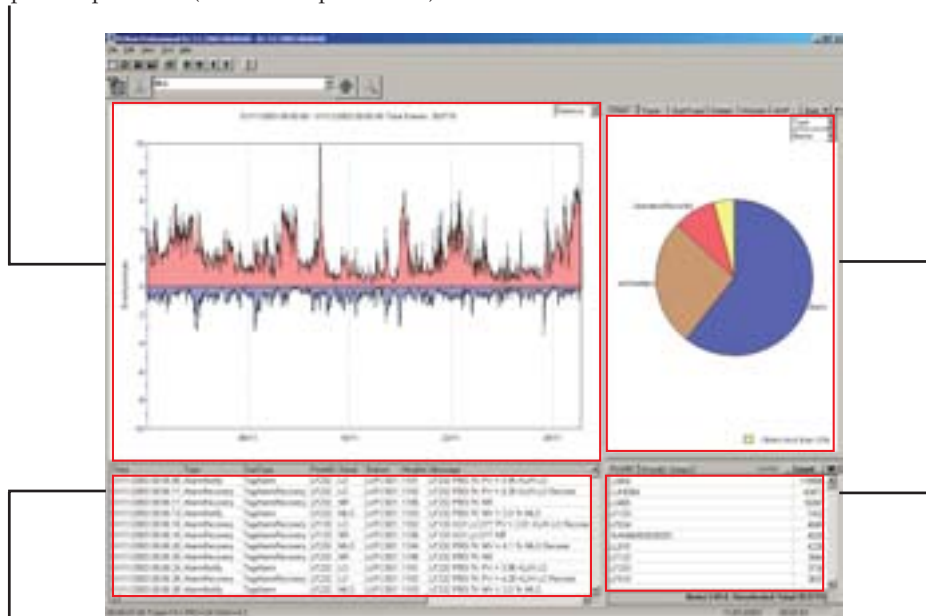
Filters allow you to set items to display, set 3W include/exclude conditions and scope – e.g. (time) span, station or event type – in order to deduce the cause of a process unbalance. Filter settings can be saved for reuse. You can sort tables by keys such as message type and station IDs.

Event Balance Trend Window (When)

Lack of balance between process requests (+ axis) and operator actions (– axis) can indicate timing of process problems (areas for improvement).

Category Sort Window (What)

Events sorted by category (e.g. alarm, process status change) can be displayed as a pie chart or table.



PL View

Message Summary Window






Displays time of events, type, and detail in order of event occurrence.

Point ID Sort Window (Where)

Displays events, sorted by frequency, with tag names/station IDs.

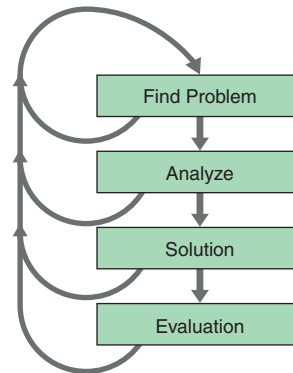
Event Balance Trends Suggest Areas for Improvement

EBT patterns:

EBT Pattern	Pattern Type	Suspected Problem
	Balanced	No short term problem
	Excessive Notification	Redundant alarms/messages Unimportant alarms/messages
	Excessive Operation	Complex operation sequence Insufficient operator guidance
	Operator Work Overflow	Insufficient operator capability Complex operation sequence
	Inadequate Operation	Unstable process Complex operation sequence

Continuous Improvement with Continuous Use

Using the package continuously helps you to optimize alarm settings, continuously improve process quality, safety, and productivity – and reduce costs.



Supported Platforms

CENTUM CS 1000: R1.01 or later
CENTUM CS 3000: R2.01 or later
CENTUM CS: R2.05 or later
CENTUM-XL: R12 or later
μXL: R11 or later
Exaquantum R1.10 or later
*CIEMAC DS (Toshiba)
*Journal Station for TDCS (Yamatake)
*TDCS3000 (Honeywell)
*Delta-V (Emerson)
*MICREX-IX (Fuji)

Hardware Operating Environment

CPU: PC/AT (DOS/V) compatible, Pentium4 1.0 GHz or faster (Windows 2000) Pentium4 1.8 GHz or faster (Windows XP, Windows Server 2003)
Main memory: 768 MB or more (Windows XP, Windows Server 2003) : 512 MB or more (Windows 2000)
Disk capacity: 50 MB or greater free space
CRT display: 1024×768 or greater recommended (min. 800×600)

Recommended Hardware Operating Environment

CPU: Pentium4 3 GHz or faster
Main memory: 1 GB or more

Software Operating Environment

OS: Windows 2000 Professional + Service Pack 4
Windows Server 2003 Standard Edition + Service Pack 1, R2
Windows XP + Service Pack 1, 2

- CENTUM and Exaplog are registered trademarks of Yokogawa Electric Corporation.
- Windows is a registered trademark of Microsoft Corporation in the U.S. and other countries.
- Other company names and product names in this bulletin are registered trademarks or trademarks of the respective companies.

* For any queries in regard to connecting to this system, contact Yokogawa Electric Corporation.

YOKOGAWA

YOKOGAWA ELECTRIC CORPORATION

World Headquarters

9-32, Nakacho 2-chome, Musashino-shi, Tokyo 180-8750, Japan
<http://www.yokogawa.com/>

YOKOGAWA CORPORATION OF AMERICA

2 Dart Road, Newnan, Georgia 30265, USA
<http://www.yokogawa.com/us/>

YOKOGAWA EUROPE B.V.

Databankweg 20, 3821 AL Amersfoort, The Netherlands
<http://www.yokogawa.com/eu/>

YOKOGAWA ENGINEERING ASIA PTE. LTD.

5 Bedok South Road, Singapore 469270, Singapore
<http://www.yokogawa.com/sg/>

YOKOGAWA CHINA CO., LTD.

K. Wah Centre 28, 29F, 1010 Huai Hai Zhong Rd., Shanghai 200031, China
<http://www.yokogawa.com/cn/>

YOKOGAWA MIDDLE EAST B.S.C. (c)

P.O. Box 10070, Manama, Building 577, Road 2516, Busaiteen 225, Muharraq, Bahrain
<http://www.yokogawa.com/bh/>

Represented by :

Internet Homepage
http://www.yokogawa.com/exasoft/01_Top_Page/

Subject to change without notice.

All Rights Reserved, Copyright© 1999, Yokogawa Electric Corporation.
Made from recycled paper.

[Ed : 11/b]

Printed in Japan, 609(KP)