

ADMAG AXF™

Magnetic Flowmeters

Featuring cutting edge technology, the Admag AXF magnetic flowmeter delivers unparalleled performance and contributes to the lowest total cost of ownership.



Bulletin 01E20A02-01E-A

ADMAG AXF™

Less Maintenance and No Guesswork

A WINDOW INTO YOUR PROCESS

Based on Yokogawa's decades long experience in magnetic flowmeters, the AXF series continues the tradition of high quality and reliability that has become synonymous with the Yokogawa name and in addition brings to the market an even higher level of performance and increased functionality.

The AXF product line-up was developed in response to the market's demand for a magnetic flowmeter with more features and flexibility as well as high accuracy. The result was a meter with a number of new features, enhanced performance and improved specifications.

AXF's advanced performance enables it to support applications in which measurement was difficult in the past, with features such as improved flow noise immunity, an electrode coating diagnostics function, and optional replaceable electrode construction for easier maintenance when measuring fluids that may coat.

■ Enhanced dual frequency excitation method

Selectable 165 Hz component ensures quicker response and greater stability in high concentration slurries

■ Lower minimum fluid conductivity

With the newly designed AXF flow converter improvements to the input circuit now permit the measurement of fluids with conductivity as low as $1\mu\text{S}/\text{cm}$

■ Diagnostics to detect insulating coatings on the electrodes

The amount of insulating material on the electrode is constantly monitored to determine when maintenance should be performed

■ Optional replaceable electrodes

Simplifies electrode maintenance and cleaning

■ Improved accuracy specification

The standard performance specification is 0.35% of reading. Optional high accuracy calibration rated at 0.2% of reading

■ Three line LCD display with infrared programming switches

A large, backlit, full dot matrix display can be programmed to provide a wide variety of display possibilities



AXFA 14
Remote Converter



AXF
Remote Flowtube

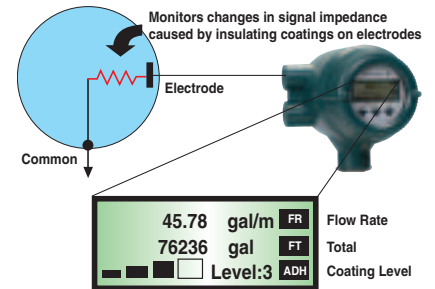
ADMAG AXF™

A measure of Yokogawa's innovation, foresight and commitment to the industry. In the new design, user-oriented functionality and cutting edge technology contribute to the lowest total cost of ownership.




■ Electrode Coating Diagnostics

By constantly monitoring the change in the impedance of the electrode circuit due to the build-up of insulating coatings, the AXF converter will display 4 different levels of coating. When the third level is exceeded a warning is displayed; when the fourth level is exceeded an alarm is displayed.



■ Replaceable Electrode Design

Electrode maintenance and cleaning becomes easier because the user can rely on the new predictive diagnostics to monitor the status of the electrodes and then remove them for cleaning if necessary. Available in 1" – 16" sizes.



■ Full Dot-matrix LCD Indicator

The LCD indicator employs a large, backlit, full dot matrix display. One to three lines are available to indicate a wide variety of display possibilities. Infrared switches permit programming through the glass without the need to open the enclosure cover.




AXFA 11
Remote Converter



AXF
Sanitary Flowtube

Full Dot-matrix backlit LCD

Intra-red switches





Specifications

ADMAG AXF™ is registered trademark of Yokogawa Electric Corporation

	AXF Remote Flowtube	AXF Integral Flowmeter	AXFA14 Converter	AXFA11 Converter
Nominal Pipe Size	0.1 - 104" (2.5 - 2600mm) [dependent upon specific meter style and end connection type]	0.1 - 16" (2.5 - 400mm) [dependent upon specific meter style and connection type]	For flowtube sizes 0.1 - 16" (2.5 - 400mm)	For flowtube sizes 0.1 - 104" (2.5 - 2600mm)
Fluid Temperature	- 40 to 320 deg. F (-40 to 160 deg. C) For sanitary type: 14 to 320 deg. F (-10 to 160 deg. C)	- 40 to 266 deg. F (-40 to 130 deg. C) For sanitary type: 14 to 266 deg. F (-10 to 130 deg. C)	-----	-----
Ambient Temperature	- 40 to 140 deg. F (-40 to 60 deg. C) [depends on model type]			
Accuracy	0.35% of rate (0.2% of rate optional)			
Fluid Conductivity Threshold	1 μS/cm for sizes 0.5" - 4" (15 - 100mm) 3 μS/cm for sizes 6" - 16" (150 - 400mm)			
Liner Materials	PFA Teflon, ceramic, polyurethane rubber		-----	-----
Process Connections	Wafer, flange, NPT (dependent upon specific meter style and size); Tri-clamp, butt-weld (sanitary style)		-----	-----
Maximum Cable Length (remote style)	-----	-----	330 ft (100m)	660 ft (200m)
Display	-----	3-line, backlit LCD (Full dot matrix)		
Excitation Method	Dual frequency (6.25/75Hz)		Optional enhanced dual frequency (6.25/165Hz)	
Communication Signal	-----	BRAiN and HART protocols; FOUNDATION™ fieldbus and Profibus under development		
Diagnostics	Electrode coating, empty pipe, open coil, span setting, etc.			
Hazardous Area Classification	Class I, Division 1 explosion proof (FM and CSA)			
Options	Replaceable electrodes, field rotatable converter housing, mirror finished liner, special gaskets, etc.			



A Yokogawa Commitment to Industry

vigilance™

What does **vigilance™** mean to Yokogawa? For starters, always, always making sure the products and solutions that leave our research and development labs are the best the world has seen - from day one throughout your business life cycle. Our innovative technologies and committed experts help design, install and manage your production systems efficiently and dynamically. In an ever-changing business environment, we help plan for the future to ensure continuity and flexibility in your automation strategies. Yokogawa goes the extra mile to do things right. Let us be vigilant about your business.

Yokogawa Electric Corporation

World Headquarters
9-32, Nakacho 2-chome, Musashino-shi,
Tokyo 180-8750, Japan
<http://www.yokogawa.com>

Yokogawa Corporation of America

2 Dart Road, Newnan, GA 30265-1094, USA
Phone: 800-258-2552 Fax: 770-254-0928
<http://www.us.yokogawa.com>

Yokogawa Europe B.V.

Databankweg 20, 3821 AL Amersfoort
The Netherlands
<http://www.yokogawa-europe.com>

Yokogawa Engineering Asia PTE. LTD

5 Bedok South Road, Singapore 469270
Singapore
<http://www.yokogawa.com.sg>

Represented by:

