

General Specifications

Model DO402G
Converter for Dissolved Oxygen

EXA
CE

Flexibility, reliability and low maintenance are among the benefits provided by the EXA DO402G dissolved oxygen converter. Designed to meet the exacting requirements of measuring dissolved oxygen in the modern industrial environment, it contains many features to ensure the best precision whatever the application.

This 4-wire converter is housed in a robust IP65 field mountable case. Two mA outputs, four relays, digital communication and a clear LCD make the DO402G a truly comprehensive package.

The DO402G features PI control on both the auxiliary mA output and the pulse proportional relay outputs, thus avoiding the need for a separate controller.

The famous EXA sensor diagnostics are now expanded with a logbook facility in combination with the RS485 two wire communication software option. This can be used to record events like calibration and diagnostic messages, and to update configuration of the converter remotely.

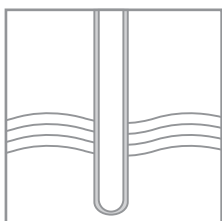
The DO402G accepts inputs from both galvanic and polaro-graphic sensors. Percent saturation, mg oxygen/l water, and ppm DO can be displayed and transmitted. Compensation for atmospheric pressure altitude, salinity and temperature are included for the best accuracy of measurement.



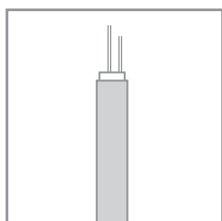
Features

- Versatile sensor inputs
- On-line sensor checking monitors integrity of membrane
- RS485 communications interface
- Event logbook in software
- Four fully configurable SPDT contact outputs
- Two fully configurable mA outputs
- Built-in PI controller
- Easy to use EXA control panel

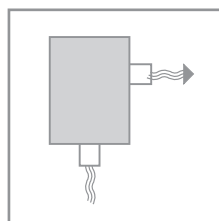
System configuration



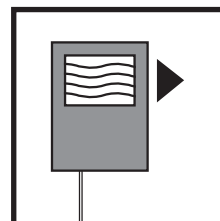
Sensors



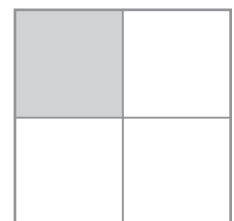
Cables



Fittings



Transmitters



Accessories

Accurate dissolved oxygen

Operating principles

The DO402G uses membrane covered electrochemical sensors for the detection of dissolved oxygen in water.

Dissolved gaseous oxygen diffuses through the membrane, and gives rise to a reaction at the electrodes. The resulting current is proportional to the oxygen concentration in the process solution. The DO402G can be used with both galvanic and polarographic sensors, giving added flexibility in a wide range of applications.

Display functions and ranges

The display continuously gives you all necessary information at a glance. The process values are shown in easy readable programmable units. Either mg/l, % saturation or ppm can be chosen.

The user-interface is simplified to a basic set of 6 keys accessible through the flexible window cover. It uses a simple step by step, question and answer style to communicate with the operator by giving messages on the second line of the display and indicating which keys are to be pressed in the display.

Automatic air calibration

Calibration for a dissolved oxygen instrument is performed by simple air calibration.

Criteria for automatic calibration (stabilization time, DO values) can be set to suit the sensor.

In addition to the air calibration three additional calibration procedures can be used:

1. Span calibration using air saturated water
2. Zero calibration using sulfite saturated water
3. Process calibration using laboratory reference method

Automatic wash cleaning

The DO402G can be used to generate a contact closure to control a wash cleaning cycle. The interval, wash and recovery times are adjustable for optimum operation. Yokogawa immersion assemblies can be supplied with wash cleaning nozzles to provide on line cleaning for the sensor membrane.

Salinity compensation

In order to take the effect of salinity into account for oxygen measurement an average chloride concentration can be programmed. The chloride concentration value is set manually via the service level. The EXA D0402G takes account of the effects of salinity and temperature simultaneously. The advantage of this is the influence of salt concentration temperature have on the solubility of oxygen is automatically compensated, for highly accurate analyses, without the need for a conversion table.

Temperature compensation

The micro-processor makes an accurate temperature compensation possible that performs well over the entire range of the instrument. No further adjustment tables are required.

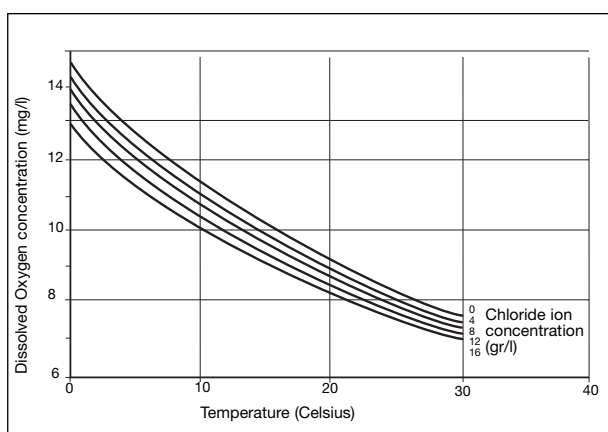
Barometric air pressure compensation

Air pressure differences, due to weather conditions or altitude, can cause a variation up to 20 % in the dissolved oxygen concentration. A built-in air pressure sensor automatically compensates for barometric influences between 900 to 1100 mbar (90 to 110 kPa).

Sensor diagnostics

The YOKOGAWA DO sensor is checked for low impedance between the silver electrode and an earth connection in the liquid, to detect membrane integrity. Temperature sensor connections and sensor connections are checked for impedance. These faults are signaled by the FAIL contact and can be signaled to the control room by an output of 22 mA or 3.5 mA (0 mA) (Burn out). The fault is also signaled by a special marker held on the display, a LED on the front and an error code in the message display. During calibration of a DO measuring system the slope deviation from nominal value (%) and sensor output (μ A) at 0 mg/l are calculated and checked.

If any of these are outside the limits, an error is signaled.



Spare parts DO402G

Part no.	Description
K1500AU	Gland set 1/2 inch for EXA's
K1541KR	/PM panelmounting for EXA400/402
K1542KW	/U pipe/wall mounting for EXA
K1543AC	Securing screw set, EXA402
K1543BE	Eprom + latest software DO402G
K1543KS	Hingepin for EXA400/402
K1543ST	/SCT for EXA400/402
K1543WM	Sparepart RS485 converter

Output signals

The standard DO402G features two 0-20 mA or 4-20 mA current outputs available for recording, and indication or control functions. The user selectable outputs can represent:

- dissolved oxygen mg/l or ppm
- saturation value %
- measured temperature value

In addition the following output functions are available:

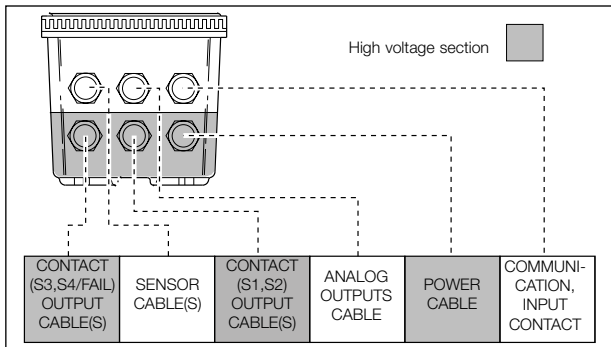
- a "HOLD" function that maintains last measured value or a fixed value until return to normal operation
- a "BURN" function that gives a high or low output at fail status
- a programmable output function that allows the user to linearize the output(s).
- a damping time constant can be set to even out random process fluctuations that can make the real value difficult to see.

The EXA DO402G is equipped with RS485 communication ability. Communication lines are isolated from the input and output signals. Communication speed is selectable from 1200, 2400, 4800, 9600 baud. The format is selectable for even, odd, and no parity. The DO402G can be configured over this 2-way communication link.

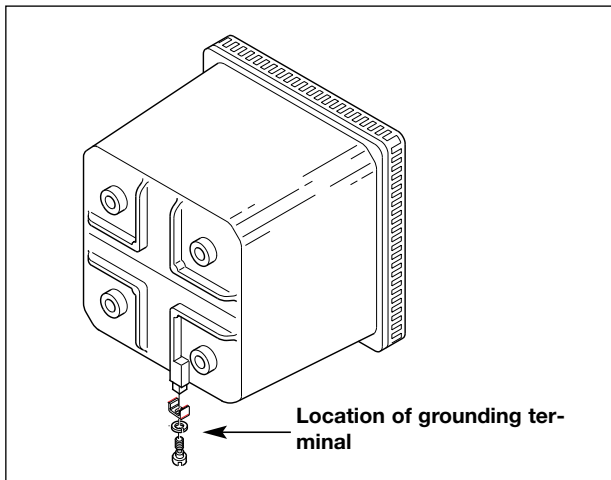
Cables and terminals

The DO402G is equipped with terminals suitable for the connection of finished cables in the size range of 0.13 to 4 mm² (26 to 12 AWG)

The glands will form a tight seal on cables of outside diameter in the range 7 to 12 mm (⁹/₃₂" to ¹⁵/₃₂").



Glands to be used for cabling

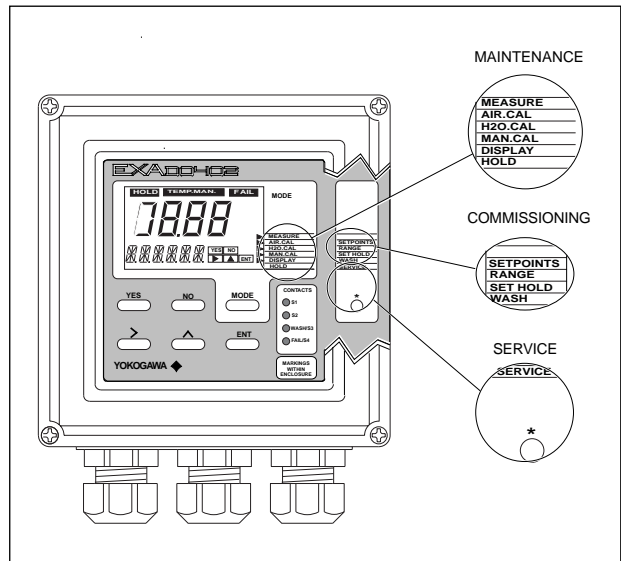


Grounding

Three level operation

The EXA DO402G converter uses a 3-level operating system to take full advantage of the microprocessor while retaining the traditional simplicity of analog converters. Advanced functions are separated from conventional operation to avoid confusion. They can be activated as required for each individual application.

1. The normal maintenance functions are accessible through the flexible window by pushing the keys underneath.
2. Functions required to commission the instrument are hidden to discourage unauthorized tampering. The front cover is removed to reveal the commissioning menu and the hidden access key (marked *).
3. Specialized functions can be adjusted via the SERVICE menu. In this case access is by using "service codes."



Three level operation

MAINTENANCE level

- Use : Normal operation and checking
- How : Simple operation by dialog through the closed front cover
- Example : Calibration

COMMISSIONING level

- Use : For normal commissioning
- How : Removal of the front cover reveals the access key and second menu
- Example : Output range setting

SERVICE level

- Use : Only for specialized functions
- How : Through special service code entries
- Example : Selecting salinity compensation

With this 3-level user-friendly approach, the instrument can be operated by anyone. Commissioning is straight-forward and needs no calibration equipment compared to analog instruments. Special functions available via access codes are invisible during normal operation. All three levels can be separately protected against unauthorized access by a password system using a three digit code.

General Specifications

- A. Input specifications:** The DO402G Dissolved Oxygen converter measures the current that is generated by the Dissolved Oxygen sensor. The flexibility of the input circuit allows the use of many commercially available sensors, whether they are of the Galvanic type (Driving Voltage generated internally) or Polarographic type (driving voltage supplied by converter). The input range varies from 0.0 nA up to 500 nA for polarographic sensors and 0.0 to 50 μ A for galvanic sensors. Temperature measurement for automatic temperature compensation utilizes Pt100, Pt1000, 22k NTC or Pb36 NTC as used in DOX8 and DO30 sensors.
- B. Input ranges**
- Dissolved Oxygen : 0- 50 mg/l (ppm)
 - Temperature : 0- 50 °C (32- 122 °F)
- C. Span**
- DO concentration : minimum: 1 mg/l (ppm)
maximum: 50 mg/l (ppm)
 - % saturation : minimum: 10 %
maximum: 300 %
 - Temperature : minimum: 0 °C (32 °F)
maximum: 50 °C (122 °F)
- D. Transmission signals**
- : Two isolated outputs of 0/4-20 mA DC with common negative. Maximum load 600 Ω . Auxiliary output can be chosen from temperature, DO, PI control, table, burn up (22 mA) or burn down (0 or 3.5 mA) to signal failure.
- E. Temperature compensation**
- : 0-50 °C
 - Sensor types: Pt100, Pt1000, Pb36 NTC (Yokogawa compatible), 22k NTC (Ingold compatible)
 - Automatic or Manual temperature compensation.
- F. Calibration**
- : Semi-automatic calibration with automatic compensation for influence of barometric pressure and altitude on partial pressure of Oxygen in air (or solubility of Oxygen in water). Automatic compensation for influence of salinity of water on solubility of Oxygen in water is programmable. The correction for pressure, salinity and temperature meets ISO 5814
 - Possible calibration routines are:
 - Slope (span) calibration in ambient air. The calibration table is based on 70% rH and is determined empirically.
 - Slope (span) calibration in water, saturated with air: according ISO 5814
 - Zero calibration (normally inactive)
- G. Serial communication**
- : Bi-directional according to the EIA-485 standard using HART®-protocol and PC402 software.
- H. Logbook**
- : Software record of important events and diagnostic data. Available through RS485, with key diagnostic information available in the display.
- I. Display**
- : Custom liquid crystal display, with a main display of 31/2 digits 12.5 mm high. Message display of 6 alpha-numeric characters, 7 mm high.
- J. Contact outputs**
- General : Four (4) SPDT relay contacts with LED indicators. For S1, S2, and S3, the LED is on when relay is powered. NOTE: For S4 (FAIL) LED lights when power is removed (Fail safe). Contact outputs configurable for hysteresis and delay time.
 - Switch capacity : Maximum values 100 VA, 250 VAC, 5 Amps. Maximum values 50 Watts, 250 VDC, 5 Amps.
 - Status : High/low process alarms, selected from process parameter and temperature. Contact output is also available to signal "Hold active"
 - Control function : On / Off
 - PI pulsed : Proportional duty cycle control with integral term.
 - PI frequency : Proportional frequency control with integral term. In addition wash cleaning control signal on S3, and FAIL alarm for system and diagnostic errors on S4.
- K. Contact input**
- : Remote wash cycle start.
- L. Power supply**
- : 230 VAC \pm 15%, 50/60 Hz, maximum consumption 10 VA.
 - 115 VAC \pm 15%, 50/60 Hz, maximum consumption 10 VA.
 - 100 VAC \pm 15%, 50/60 Hz, maximum consumption 10 VA.
 - 24 VDC -20% / +30%, maximum consumption 10 Watts.
- M. Shipping details**
- : Package size w x h x d
290 x 225 x 170 mm.
11.5 x 8.9 x 6.7 in.
Packed weight approx. 2.5 kg (5 lb).

Operating Specifications

A. Performance : DO (at t process = 25 °C)

- Linearity : $\leq 0.03 \text{ mg/l} \pm 0.02 \text{ mA}$
- Repeatability : $\leq 0.03 \text{ mg/l} \pm 0.02 \text{ mA}$
- Accuracy : $\leq 0.05 \text{ mg/l} \pm 0.02 \text{ mA}$

B. Performance : Temperature (Pt1000, Pb36 NTC, 22k NTC)

- Linearity : $\leq 0.3 \text{ °C} \pm 0.02 \text{ mA}$
- Repeatability : $\leq 0.1 \text{ °C} \pm 0.02 \text{ mA}$
- Accuracy : $\leq 0.3 \text{ °C} \pm 0.02 \text{ mA}$

Performance : Temperature (Pt100)

- Linearity : $\leq 0.4 \text{ °C} \pm 0.02 \text{ mA}$
- Repeatability : $\leq 0.1 \text{ °C} \pm 0.02 \text{ mA}$
- Accuracy : $\leq 0.4 \text{ °C} \pm 0.02 \text{ mA}$

C. Response time

0- 90% : 10 s

NOTE:

The specifications are expressed with simulated inputs, because the DO402G can be used with many different sensors with their unique characteristics.

D. Ambient operating temperature

: -10 to + 55 oC (10 to 131 °F)
Excursions to -30 °C do not influence the current output function, and excursions to +70 °C are acceptable too.

E. Storage temperature

: -30 to +70 oC (-20 to 160 °F)

F. Humidity

: 10 to 90% RH non-condensing.

G. Housing

- Case : Cast aluminum with chemically resistant coating
- Cover : Flexible polycarbonate window
- Case color : Off-white
- Cover color : Moss green
- Cable entry : Via six 1/2" polyamide glands
- Cable terminals : For up to 2.5 mm² finished wires
- Protection : Weather resistant to IP65 and NEMA 4X standards
- Mounting : Pipe wall or panel, using optional hardware.

H. Data protection

: Non-volatile memory for configuration and logbook, and lithium battery for clock support.

I. Watchdog timer

: Checks microprocessor.

J. Automatic safeguard

: Return to measuring mode when no keystroke is made for 10 min.

K. Power interruption

: Less than 50 milliseconds no effect. More than 50 milliseconds reset to measurement.

L. Operation protection

: 3-digit programmable password.

M. Regulatory compliance

- EMC : meets council directive 89/336/EEC
- Emission : meets EN 55022 Class A
- Immunity : meets EN 50082-2
- Low voltage : meets council directive 73/23/EEC
- Installation : Designed for installation conforming to IEC 1010-1, Category II.

N. Connection cable

: Using WF10 extension cable and BA10 junction box the distance between sensor and transmitter can be up to 50 meters

Model and suffix codes

Model	Suffix code	Option code	Description
DO402G			Converter for dissolved oxygen
	-E		Always E
Supply voltage	-1 -2 -4 -5		115 Volts 50/60 Hz 230 Volts 50/60 Hz 24 Volts DC 100 Volts 50/60 Hz
Instruction manual	-E		English language*
Options		/U /PM /Q /SCT	Pipe and wall mounting hardware Panel mounting hardware Quality certificate Stainless steel tag

* For other languages contact local sales office

Control and Alarm Functions

Control output (mA) : PI control on the 2nd mA output. The 2nd mA output can be configured to give a PI (proportional and integral) control output. The setpoint, proportional band and integral time are each fully programmable.

- Adjustable parameters : Setpoint, proportional range and integral time.

Process alarm : The contact will be switched when the process value reaches a limit. This can either be a high or low limit.

- Adjustable parameters : Setpoint for the process value
Hysteresis of the switching action
Delay time of the relay (0 to 200 s)

PI duty cycle control : The contact is used to control the time a solenoid dosing valve is opened. The proportional control is achieved by opening and closing the solenoid valve and varying the ratio of on and off time (ton, toff).

- Adjustable parameters : Setpoint, proportional range and integral time. Total period of the pulse period (5 to 100 s)

PI pulse frequency control : The contact is used to control a pulse-driven dosing pump. The frequency of pulses regulates the pump speed.

- Adjustable parameters : Setpoint, proportional range & integral time.
Maximum pulse frequency (50 to 120/min.)

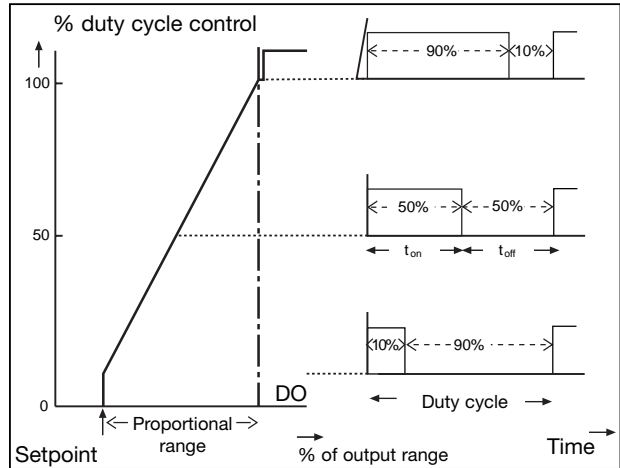
Wash cleaning of sensors : Contact S3 is used to control the wash cycle, or as a process alarm.

- Adjustable parameters : Cleaning time or washing time (tw)
Recovery time after washing (tr)
Interval time for wash cycle.

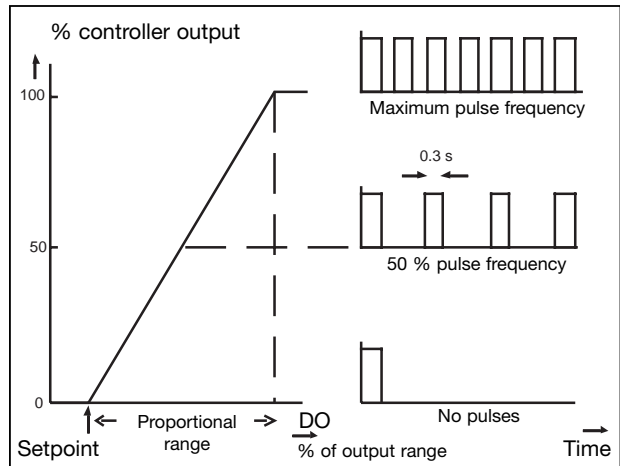
The graph shows a typical response curve during washing. The wash and recovery times need to be set to suit the process.

Fault alarm : Contact S4 by default set to function as an alarm, indicating that the EXA has found a fault in the measuring loop. If the self diagnostics of the EXA indicate a fault or error, the FAIL contact will be switched. In most cases this will be caused by a malfunction of the measuring loop. The FAIL contact is also closed when the power is removed.

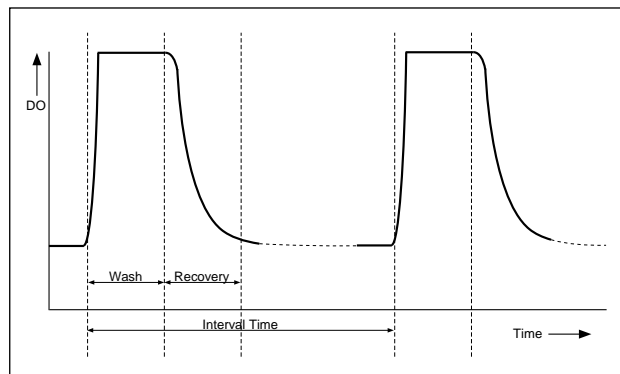
The "FAIL" contact may also be configured as a fourth process alarm.



Duty cycle control

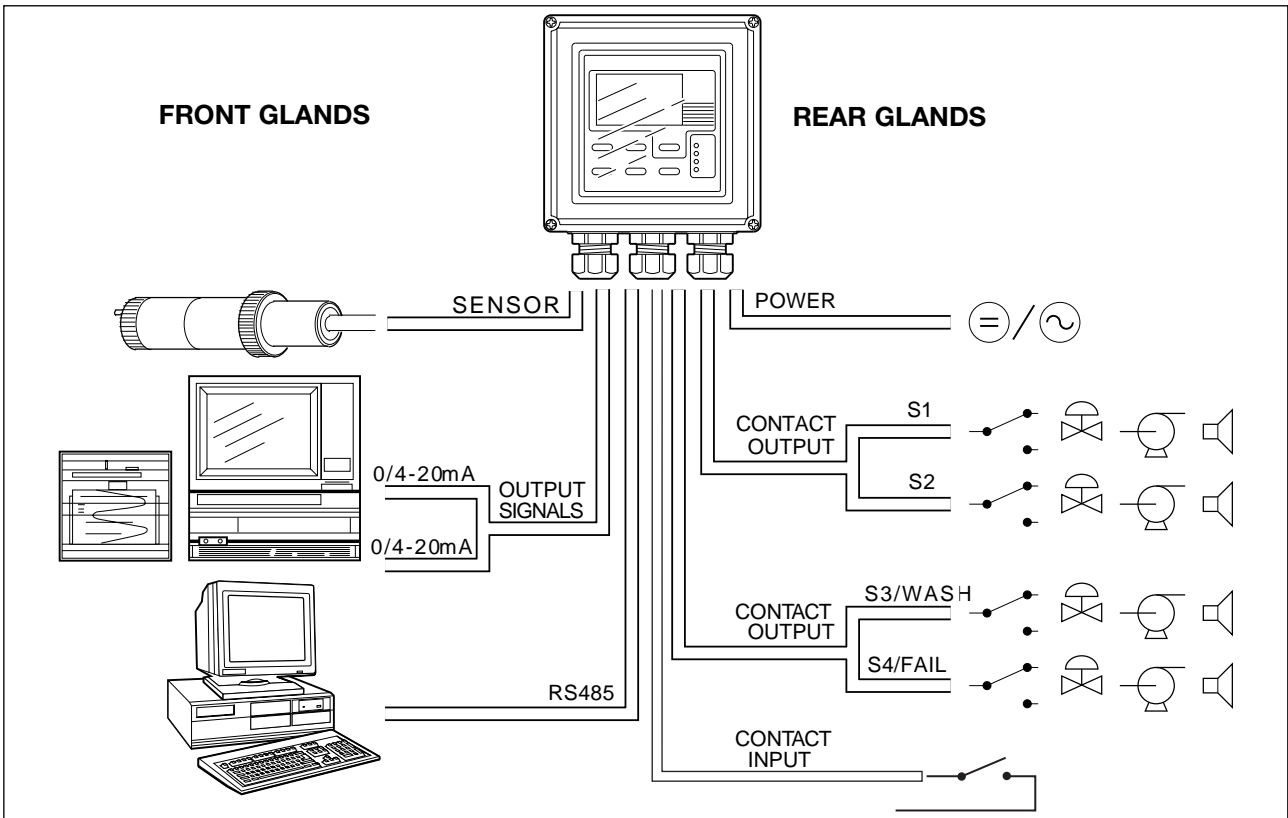


Pulse frequency control

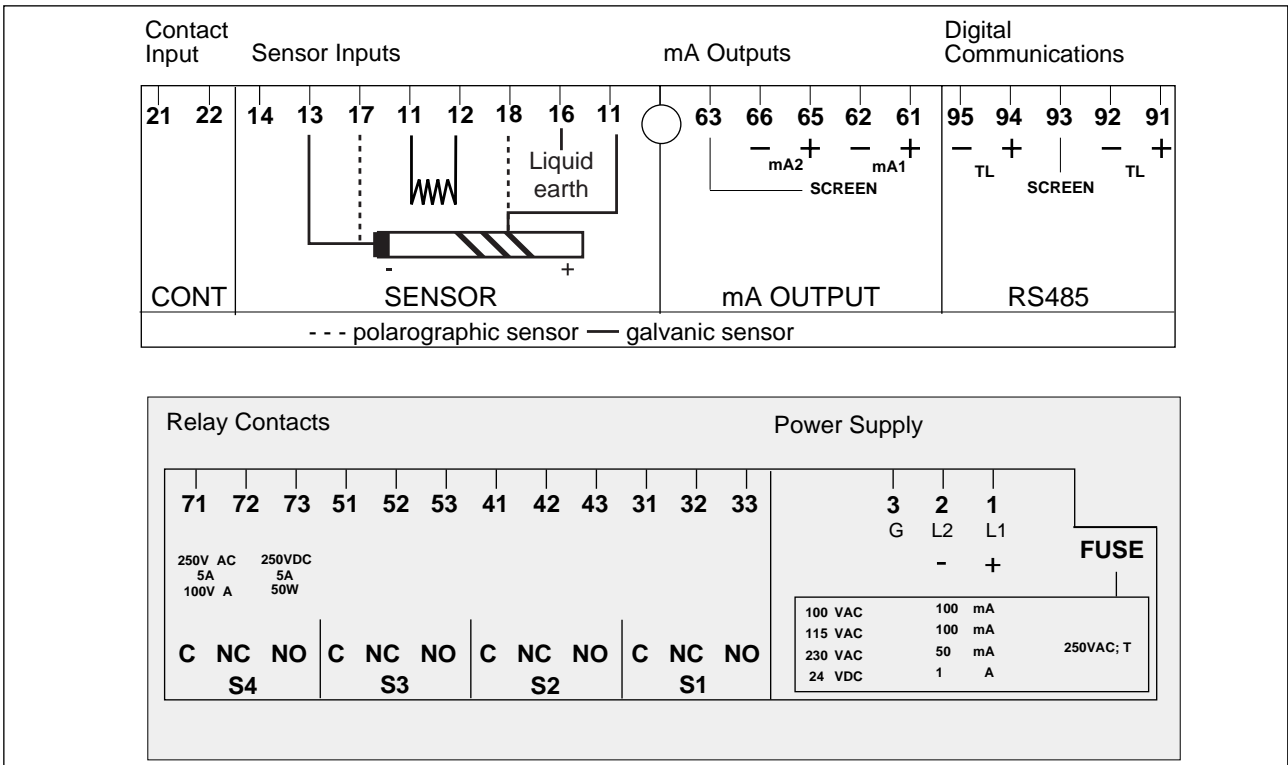


Dynamic response during wash

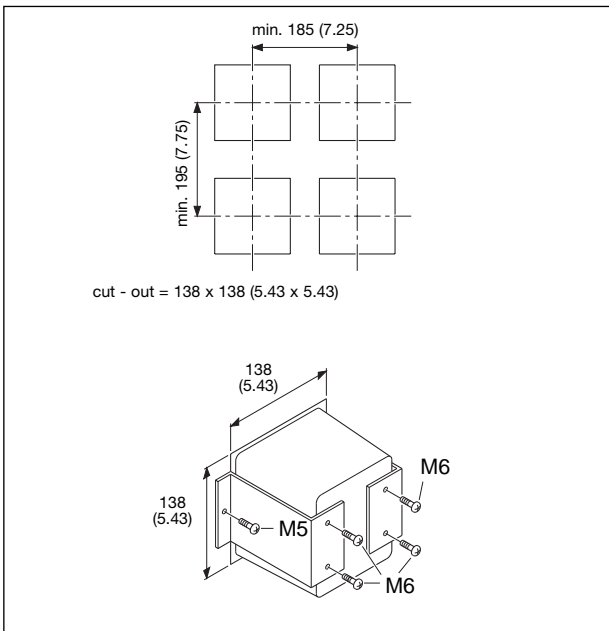
System Configuration



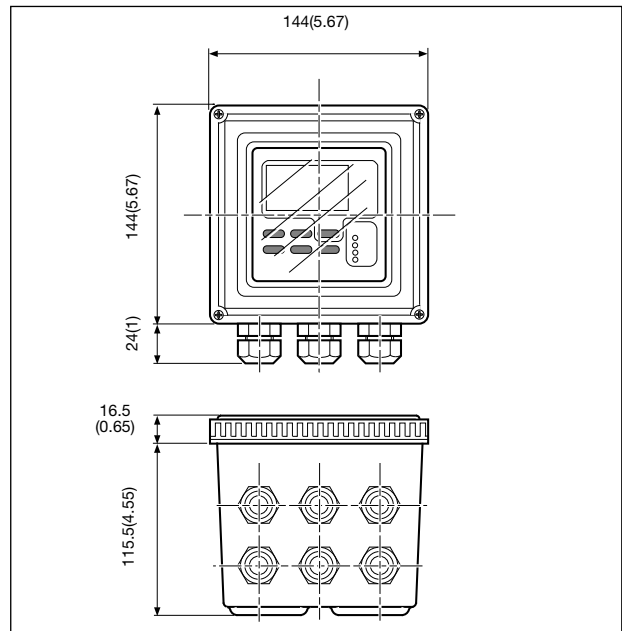
Input and Output Connections



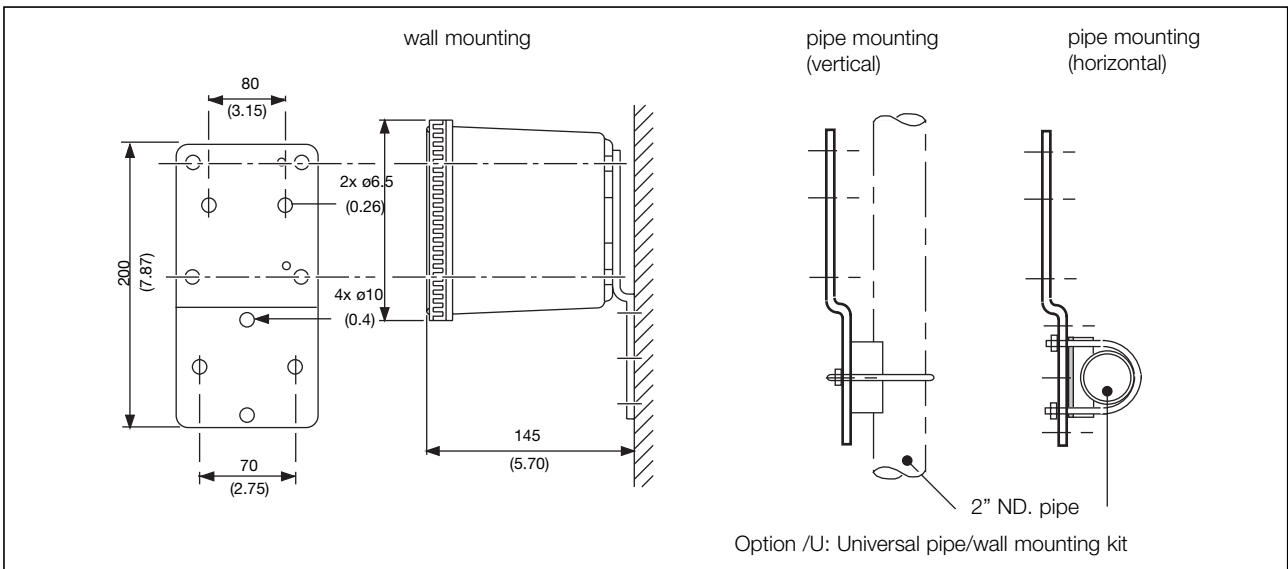
Dimensions and Mounting



Panel cut-out, spacing and mounting



Dimensions



Universal pipe/wall mounting

YOKOGAWA HEADQUARTERS
 9-32, Nakacho 2-chome,
 Musashinoshi
 Tokyo 180
 Japan
 Tel. (81)-422-52-5535
 Fax (81)-422-55-1202
 E-mail: webinfo@mls.yokogawa.co.jp
 www.yokogawa.com

YOKOGAWA EUROPE B.V.
 Databankweg 20
 3821 AL AMERSFOORT
 The Netherlands
 Tel. +31-33-4641 611
 Fax +31-33-4641 610
 E-mail: info@nl.yokogawa.com
 www.yokogawa.com/eu

YOKOGAWA CORPORATION OF AMERICA
 2 Dart Road
 Newnan GA 30265
 United States
 Tel. (1)-770-253-7000
 Fax (1)-770-251-2088
 E-mail: info@yca.com
 www.yokogawa.com/us

YOKOGAWA ELECTRIC ASIA Pte. Ltd.
 5 Bedok South Road
 Singapore 469270
 Singapore
 Tel. (65)-241-9933
 Fax (65)-241-2606
 E-mail: webinfo@yas.com.sg
 www.yokogawa.com/sg

Yokogawa has an extensive sales and distribution network. Please refer to the European website (www.yokogawa.com/eu) to contact your nearest representative.



YOKOGAWA ◆