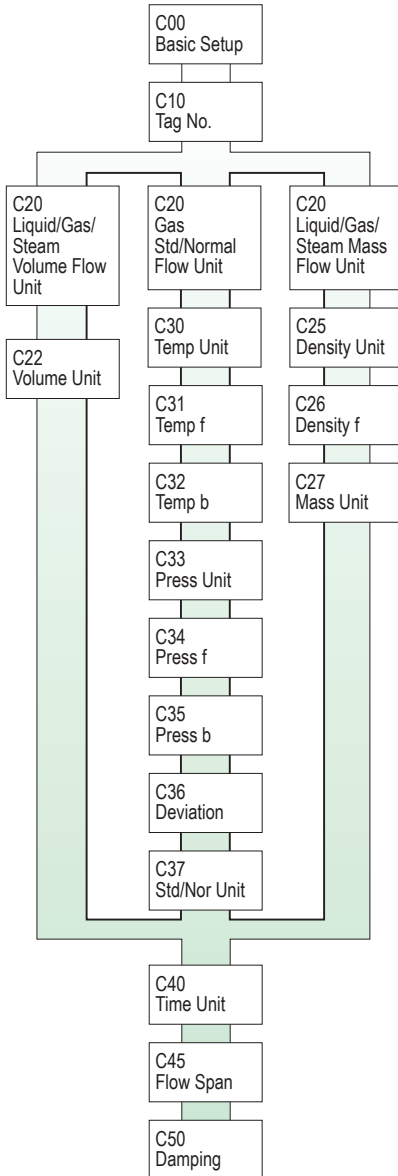



“C” Menu Function Block Diagram



DIGITAL YEWFLO

BRAIN™ Communicating Vortex Shedding Flowmeters



Basic Programming Pocket Reference Guide

YOKOGAWA 

Yokogawa Corporation of America

2 Dart Road
Newnan, GA 30265

(770) 254-0400

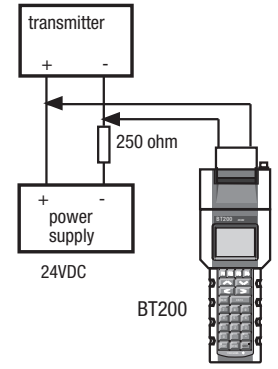
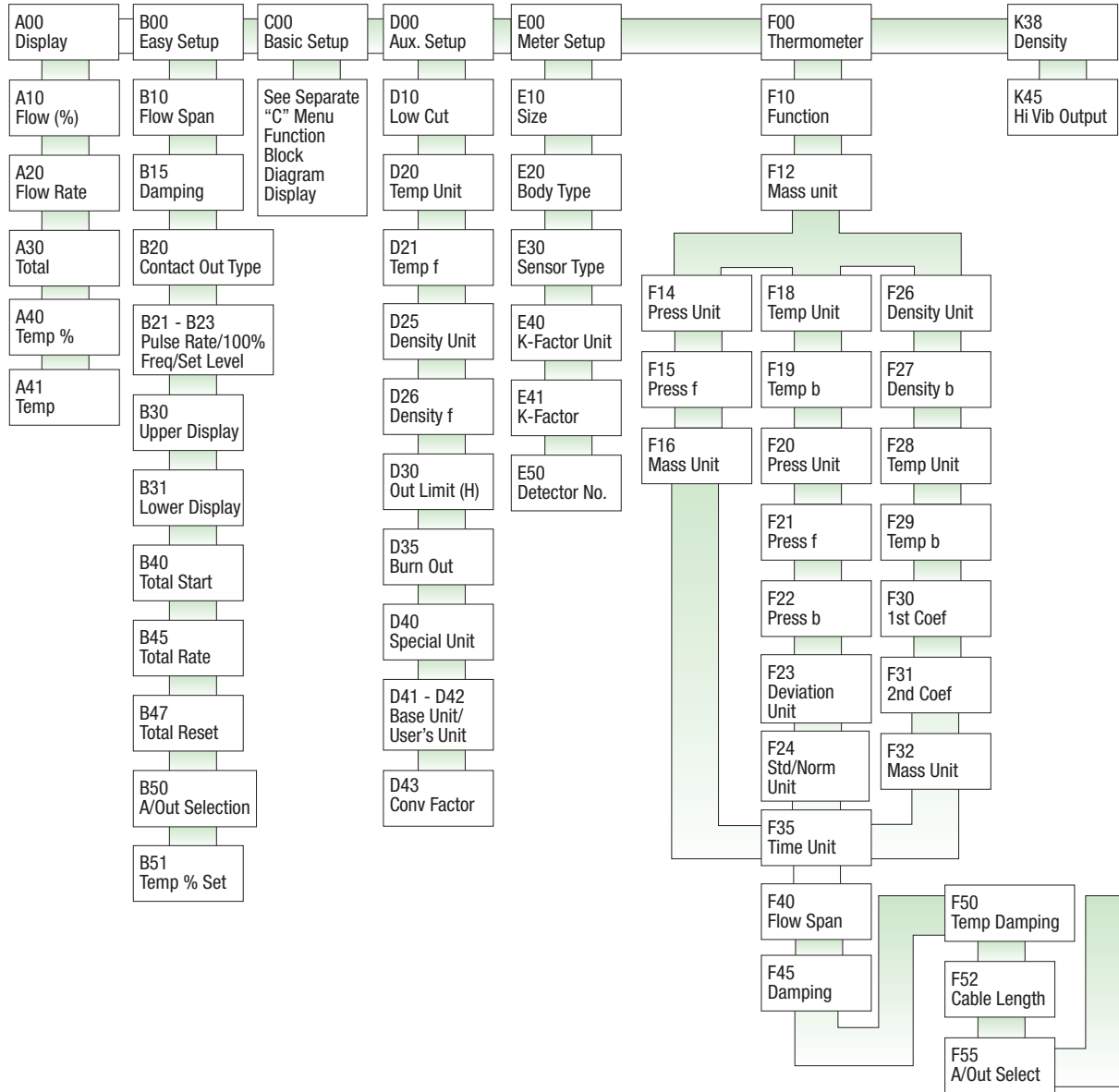
www.us.yokogawa.com

YOKOGAWA 

PG25

3rd Edition, October 2004
M1213K1-A

Digital YEFWLO BRAIN Communications Programming Guide



BT200 Basic Information

1. Press ON/OFF to power.
2. Press ENTER key when prompted. Model No., Tag No., and Self-Check will be displayed.
3. Press F4 to continue. The main menu list will be displayed next.
4. Highlight desired menu using up and down movement keys. Press ENTER to access.
5. Highlight desired parameter using up and down movement keys. Press ENTER to access.
6. Once a parameter has been selected either:
 - a. Use up/down movement keys to review options or
 - b. Where data modification is required, use the alpha/numeric keys to enter new data. Press ENTER twice to program selection.