

General Specifications

Serial Communication Module



GS 34P02Q36-01E

■ GENERAL

This GS covers hardware specifications for communication modules that can be installed for FCN autonomous controllers.

■ STANDARD SPECIFICATIONS

● Serial Communication Module

Serial communication modules exchange data with such devices as PLC via serial communication lines.

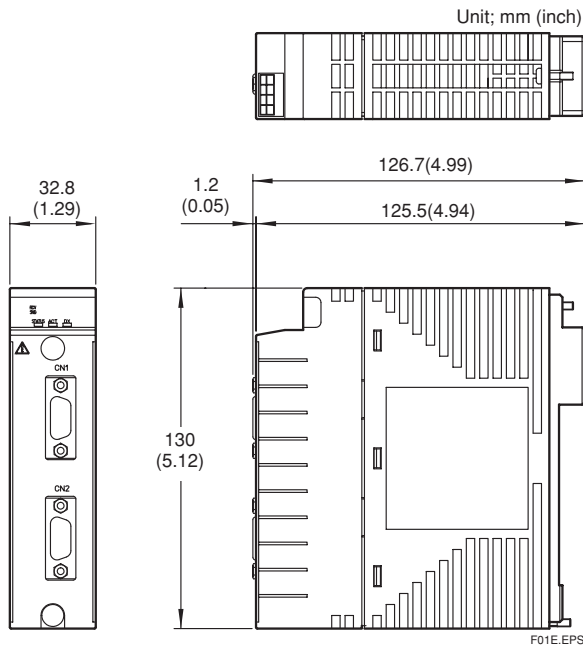
Item	Specifications	
	NFLR111	NFLR121
Model		
Interface	RS-232-C (2 ports)	RS-422/RS-485 (2 ports)
How connected	Point-to-point	Multipoint
How communicates	Half-duplex/Full-duplex (*1)	
How synchronizes	Start-stop synchronization	
Communication speed	0.3, 1.2, 2.4, 4.8, 9.6, 14.4, 19.2, 28.8, 38.4, 57.6, 76.8, 115.2 kbps	
Transmission code	ASCII/binary	
Character length	7/8 bits	
Stop bit	1/2 bits	
Parity check	None/even/odd	
Transmission distance	Maximum 15 m	Maximum 1200 m (total extended length)
Wiring connection (*2)	D-sub 9-pin (female x 2) (*3)	Clamped with terminal block's M4 screws (5 poles x 2) (*4)
Current consumption	500 mA	
Weight	0.3 kg	0.3 kg

T01E.EPS

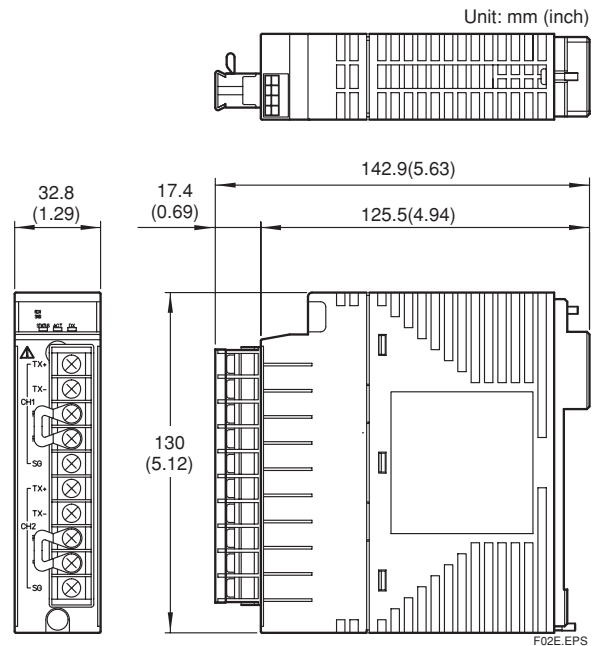
- *1: Only half-duplex communication is supported when communication of NFLR121 is done through a two-wiring system.
- *2: For connection terminals and cables, refer to GS 34P02Q30-01E (Field Connection Specifications).
- *3: Connectors are fastened using metric screw threads (M2.6).
- *4: Comes with two terminator of 120 ohm.

■ GEXTERNAL DIMENSIONS

● NFLR111 RS-232-C Communication Module



● NFLR121 RS-422/RS-485 Communication Module



■ LEDs

● Operation Status Display LEDs

Display LED	Display Color	Description
STATUS	Green	Lights when the hardware is normal
ACT	Green	Lights when input/output actions are carried out
DX	Green	(Not used)

T02E.EPS

● Communication State Display LED

Display LED	Display Color	Description
RCV (1/2)	Green	Reception in progress
SND (1/2)	Green	Transmission in progress

T03E.EPS

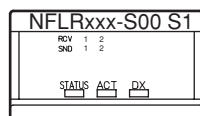


Figure LED of NFLRxxx

■ RESTRICTIONS AND PRECAUTIONS ON INSTALLATION

Up to eight RS-232-C and RS-422/RS-485 communications modules can be mounted on each FCN.

■ MODELS AND SUFFIX CODES

		Description
Model	NFLR111	RS-232-C Communication Module (2-port, 300 bps to 115.2 kbps)
Suffix Codes	-S	Standard Type
	0	Always 0
	0	Basic Type
	1	With ISA Standard G3 option

T04E.EPS

		Description
Model	NFLR121	RS-422/RS-485 Communication Module (2-port, 300 bps to 115.2 kbps)
Suffix Codes	-S	Standard Type
	0	Always 0
	0	Basic Type
	1	With ISA Standard G3 option

T05E.EPS

■ ORDERING INSTRUCTIONS

Specify model and suffix code.

■ TRADEMARKS

- STARDOM is a registered trademark of Yokogawa Electric Corporation.
- Other company and product names appearing in this document are trademarks or registered trademarks of their respective holders.