

General Specifications

Terminal Block



GS 34P02Q41-01E

■ GENERAL

This GS covers the hardware specifications of terminal blocks used for input/output modules for an FCN autonomous controller.

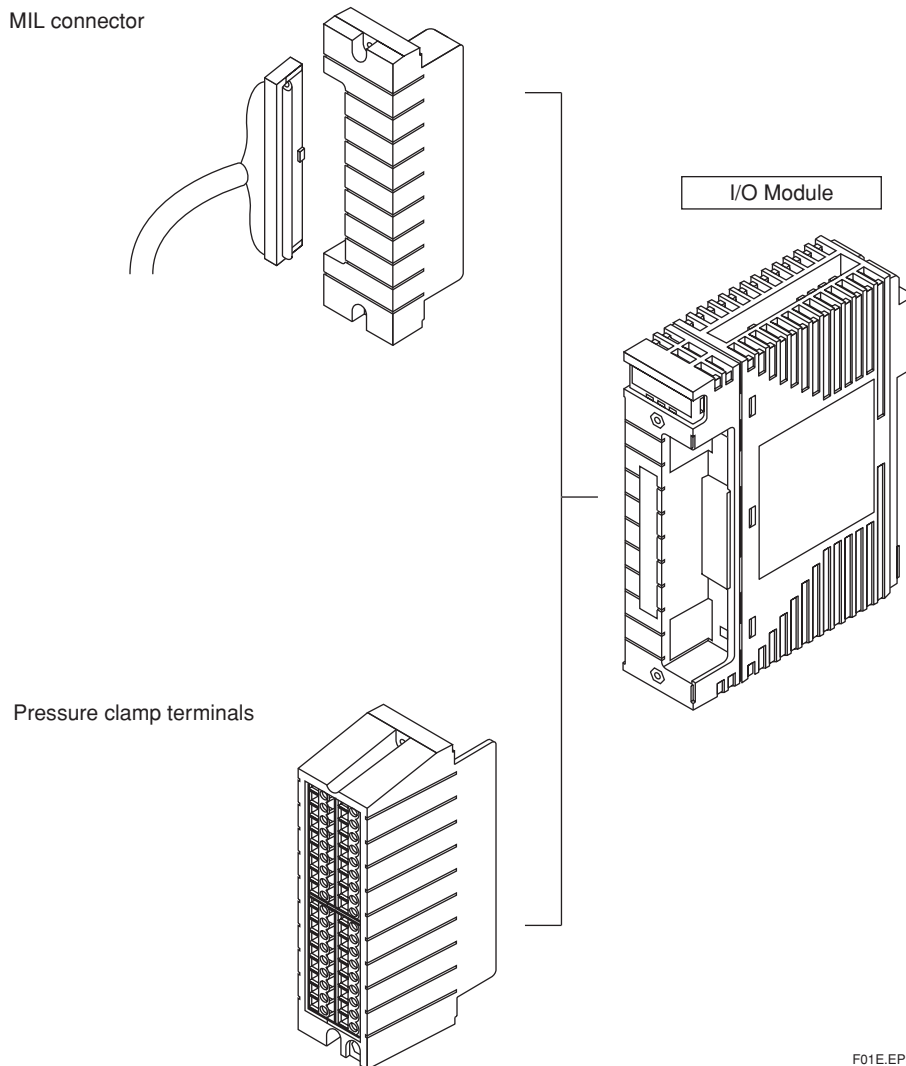
■ STANDARD SPECIFICATIONS

Variation of Connection

I/O Modules can be connected to field devices with terminal block.

Two types of terminal blocks are available: Pressure Clamp Terminal, MIL Cable Connector Cover.

Some models of pressure clamp terminals incorporate a surge absorber and are capable of protecting input/output modules from disturbances such as surges.



F01E.EPS

Terminal Block

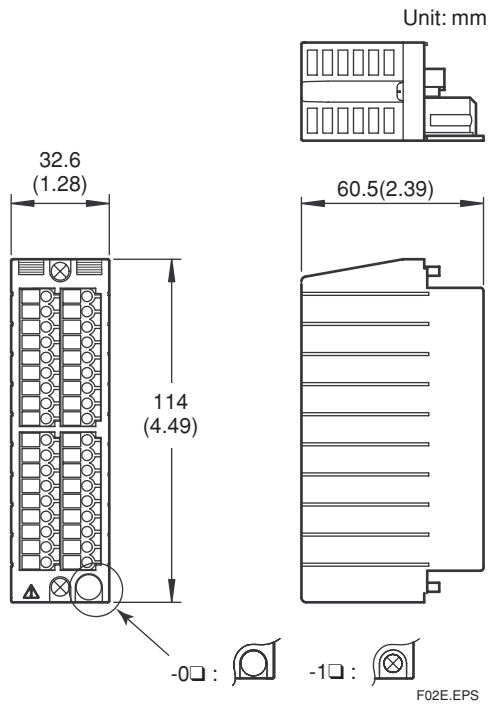
Model Name	Application	Connecting Channels	Connecting Module Name	Connecting Cable	Weight	Specifications
-	Pressure clamp terminal					
NFTA4S	Analog	16	NFAI141, NFAV141, NFAV142, NFAI841, NFAB841, NFAV542, NFAI143, NFAI543	-	0.2kg	Can select either with surge absorber or without absorber. (*1)
NFTT4S	Analog Thermocouple/mV	16	NFAT141	-	0.3kg	
NFTR8S	Analog RTD	12	NFAR181	-	0.2kg	
NFTI3S	Isolated Analog Module	8	NFAI135, NFAI835, NFAP135	-	0.2kg	
NFTB5S	Digital input	32	NFDV151	-	0.2kg	
NFTD5S	Digital output	4 : Up pulse/ Down pulse	NFDV532	-	0.2kg	Without surge absorber.
		32	NFDV551			
NFTC4S	Digital input/output	16	NFDV141, NFDV142, NFDR541	-	0.1kg	
NFTC5S	Digital input/output	32	NFDV157, NFDV557	-	0.3kg (with module)	

*1: The pressure clamp terminal block with surge absorber comply with EN61000-6-2:1999.
Discharge current capacity: 25A (8/20 μs)

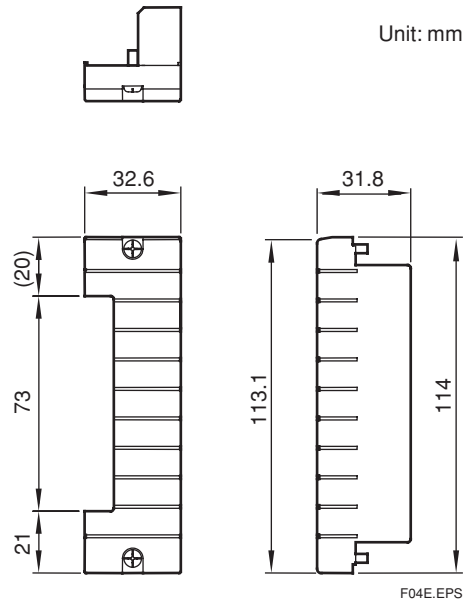
T01E.EPS

EXTERNAL DIMENSIONS

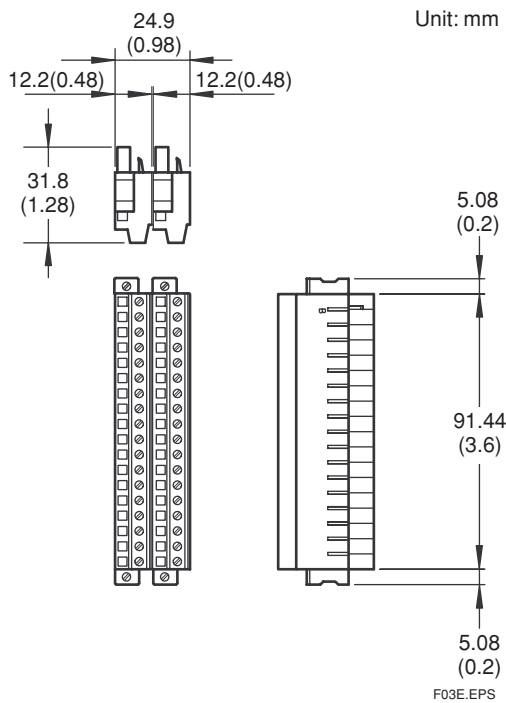
NFTA4S, NFTT4S, NFTR8S, NFTD5S, NFTI3S, NFTB5S



NFCCC01 (MIL Cable Connector Cover)



NFTC4S, NFTC5S



■ MODELS AND SUFFIX CODES

Pressure Clamp Terminal Block

		Description
Models	NFTA4S	Pressure Clamp Terminal Block for Analog (16-channel)
	NFTT4S	Pressure Clamp Terminal Block for Thermocouple/mV (16-channel)
	NFTR8S	Pressure Clamp Terminal Block for RTD (12-channel)
	NFTB5S	Pressure Clamp Terminal Block for Digital Input (32-channel)
	NFTD5S	Pressure Clamp Terminal Block for Digital Output (32-channel)
	NFTI3S	Pressure Clamp Terminal Block for Isolated Analog Module and Pulse Module (for NFAI135, NFAP135: 8-channel, NFAI835: 4-channel input, 4-channel output)
Suffix Codes	-0	Basic Type
	-1	With surge absorber
	0	Always 0

T02E.EPS

		Description
Model	NFTC4S	Pressure Clamp Terminal Block for Digital (16-channel, with dedicated connector, without surge absorber)
Suffix Codes	-5	100V-120V AC input (for NFDV141)
	-6	200V-240V AC input (for NFDV142)
	-7	Relay output (for NFDR541)
	0	Always 0

T03E.EPS

		Description
Model	NFTC5S	Pressure Clamp Terminal Block for Digital (32-channel, with dedicated connector, for NFDV157, NFDV557)
Suffix Codes	-0	Without surge absorber
	0	Always 0

T04E.EPS

		Description
Model	NFCCC01	MIL Cable Connector Cover

T05E.EPS

■ ORDERING INSTRUCTIONS

Specify the model and suffix codes.

■ TRADEMARK

- STARDOM is a trademark of Yokogawa Electric Corporation.
- Other company names and product names in this document are registered trademarks or trademarks of their respective holders.