

General Specifications

pH and ORP Sensors

GS 12B07B02-E

GENERAL

Yokogawa's process pH and ORP meters are highly reliable and feature advanced functions which are useful for a wide variety of applications including water quality management in a broad range of production processes and medium-sized wastewater treatment plants, or for general pH and ORP control systems. Based on Yokogawa's track record and years of experience, a comprehensive range of products has been produced to provide solutions best suited to individual applications.

In addition to the PH8EFP and PH8ERP standard Ryton pH sensors, our line of pH sensors has been strengthened by the inclusion of the solid electrolyte pH sensor HA405, pH sensor for chemical processes DPA405, pH sensor and hydrofluoric acid-resistant pH sensor HF405 to cope with applications where standard sensors cannot be used. For reliable measurement of pH of high purity water in boilers and semiconductor process applications, the pH sensor PH8EHP and holder PH8HH are offered.

Like the pH sensor series, the ORP sensor series is also offered as a complete lineup with the solid electrolyte ORP sensor HA485, ORP sensor for chemical processes DPA485 in addition to the OR8EFG and OR8ERG standard Ryton ORP sensors.



FEATURES

Ryton pH/ORP Sensors PH8EFP, PH8ERP, OR8EFG, OR8ERG

- With the body made of Ryton, a strong engineering plastic, which is comparable to Teflon in terms of corrosion resistance and heat resistance, it allows for a wide range of applications.
- A single type of sensor can support all applications regardless of whether a holder or cleaner is used.
- The integrated-sensor design simplifies calibration with standard solutions and maintenance.
- The glass electrode of a pH meter, the platinum or gold electrode, and the junction of an ORP meter can be easily individually replaced.

Solid Electrolyte pH/ORP Sensors (Xerolyt) : HA405, HA485

- Allows pH measurement under severe conditions, such as where the process fluid is heavily contaminated or contains sulfide.
- With solid polymer used as the inner solution, the liquid junction is large (1.0 to 1.5 mm), which prevents clogging.

pH/ORP Sensors for Chemical Processes : DPA405, DPA485

- Extremely long life span for pH measurement in electrolytic processes.

- With the pressurized inner solution there is no need for a pressure holder.
- The silver barrier incorporated in the reference electrode inhibits the generation of sulfide around the liquid junction.

Hydrofluoric Acid-Resistant pH Sensor (HF405)

- The special sensing membrane allows measurement of solutions or drainage containing hydrofluoric acid.
- With solid polymer used as the inner solution, the liquid junction for the process fluid is large (1.0 to 1.5 mm), which prevents clogging.

pH Sensor for High Purity Water: PH8EHP

- The dedicated holder provides solutions to problems that arise when measuring high-purity water.
- Combined with PH202, FLXA21, PH450G, compensates for the effect of fluid temperature.

Any company's names and product names mentioned in this GS are names, trademarks or registered trademarks of their respective companies.

SYSTEM CONFIGURATION

For the PH202, FLXA21 2-Wire Type pH/ORP transmitter, see GS 12B07D02-E, GS 12A01A02-01E and for the PH400G, PH450G 4-Wire Type pH Converter, see GS 12B7C1-E, GS 12B07C05-01E.

For the holders or cleaning devices, see GS 12J05C02-00E.

Fig. 1-a System Configuration (General Purpose, Non-Explosionproof Types)

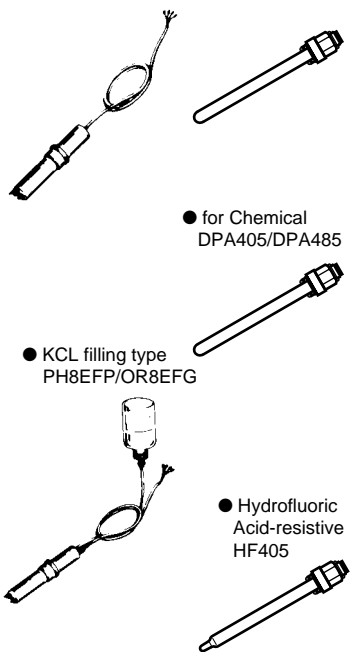
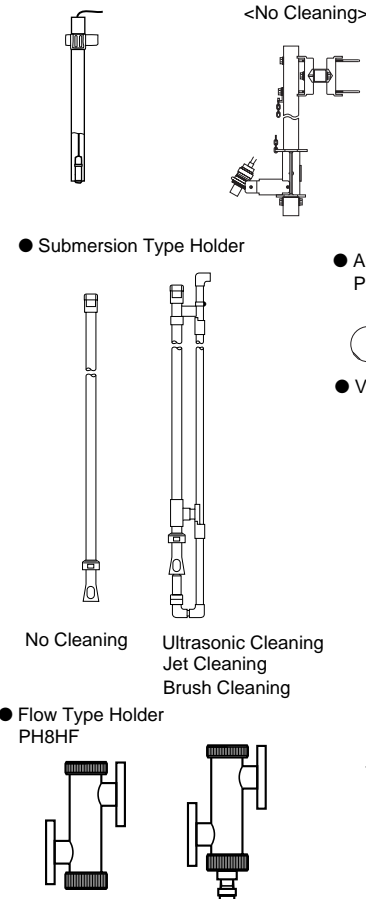
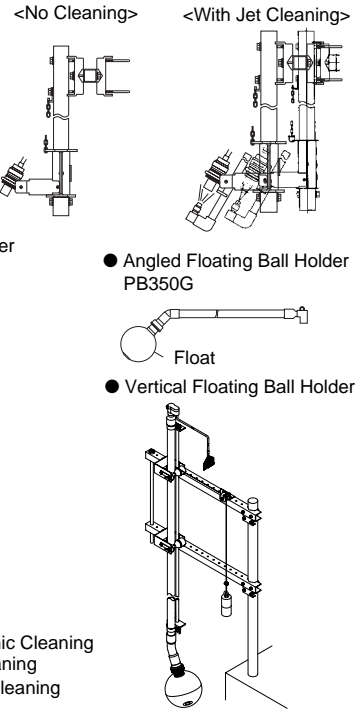
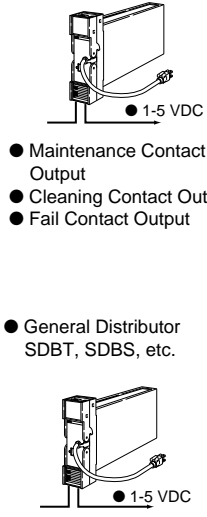
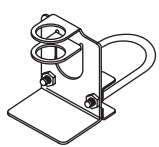
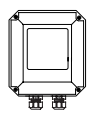
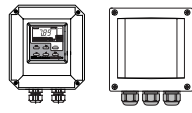

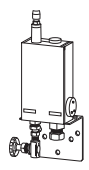
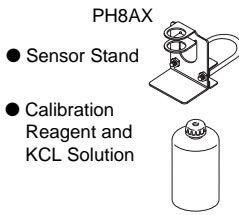
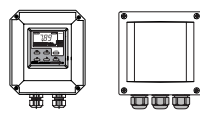
Sensors	Holder, Holder with Cleaning system		Distributors
<ul style="list-style-type: none"> ● KCL refillable type PH8ERP/OR8ERG ● Xerolyt HA405/HA485 ● for Chemical DPA405/DPA485 ● KCL filling type PH8EFP/OR8EFG ● Hydrofluoric Acid-resistant HF405 	<ul style="list-style-type: none"> ● Guide Pipe PH8HG ● Submersion Type Holder ● Flow Type Holder PH8HF 	<ul style="list-style-type: none"> ● Suspension Type Holder HH350G ● Angled Floating Ball Holder PB350G ● Vertical Floating Ball Holder <p><No Cleaning> <With Jet Cleaning></p> 	<ul style="list-style-type: none"> ● EXA PH dedicated Distributor PH201G ● Maintenance Contact Output ● Cleaning Contact Output ● Fail Contact Output ● General Distributor SDBT, SDBS, etc. 
Accessories			Cleaning Devices
<ul style="list-style-type: none"> ● Sensor Stand 			<ul style="list-style-type: none"> ● Ultrasonic Oscillator PUS400G 
			pH/ORP Transmitter
			<ul style="list-style-type: none"> ● 2-wires pH/ORP Transmitter PH202G, FLXA21 PH450G converter 

Fig. 1-b System Configuration (For Pure Water)

pH sensor	Holder	Accessories	pH Transmitter	Distributors
<ul style="list-style-type: none"> ● For pure water PH8EHP 	<ul style="list-style-type: none"> ● For pure water PH8HH 	<ul style="list-style-type: none"> PH8AX ● Sensor Stand ● Calibration Reagent and KCL Solution 	<ul style="list-style-type: none"> ● 2-wires pH Transmitter PH202G, FLXA21 PH450G converter 	<p>Same as for General Purpose or Non-Explosionproof Types</p>

F1-a.b.c.EPS

- Temperature compensation sensor: Pt1000
Wetted part materials:
Body; Ryton (PPS resin), glass, titanium or Hastelloy C, ceramics, teflon, fluorocarbon rubber or Daielperfrow rubber
Cable; Chlorinated polyethylene rubber (Cable sheath)
KCl tube; Heat-resistant soft PVC (General purpose or big volume tank 500ml), Polyethylene (Medium pressure)
Weight: Sensor; Approx. 0.4kg, Tank; Approx. 0.3kg (General purpose), Approx. 1kg (Medium pressure), Approx. 0.8kg (Big-volume)
- 1-4. Solid Electrolyte pH Sensor (Xerolyt) HA405
Measuring range: pH 2 to 14
Measuring temperature: 0 to 110 °C (See Table 1 when using holder)
Measuring pressure:
Atmospheric pressure to 1.6MPa (Temperature 25 °C)
Atmospheric pressure to 600kPa (Temperature 100 °C)
(See Table 2 when using holder)
Internal electrolyte: Solid polymer including KCl (Xerolyt)
Temperature compensation sensor:
None (Manual temperature compensation on the converter or transmitter)
(Use the adapter with temperature sensor SA405 for application where the temperature varies)
Applicable holder:
Flow-through holder (PH8HF), Submersion holder (PH8HS)
(An optional adapter is needed, but not needed when using the adapter with temperature sensor SA405.)
Ultrasonic cleaning is not available.
Only jet cleaning is available when cleaning is necessary.
Wetted part materials:
Body; Glass
O-ring; Silicon rubber or Daielperfrow rubber
Adapter; Stainless steel (SUS316), polypropylene or rigid polyvinyl chloride
- CAUTION ON USE:**
This sensor cannot be used outdoors, even when using with a holder, this sensor cannot be used outdoors due to exposure to rain or due to condensation at a high humid place. This sensor cannot be used with a guide-pipe holder.
The sensor must be installed in a vertical position. It can not be installed from below and in a horizontal position, either.
The sensor may not stand a long-term use in solutions containing organic solvents because of the erosion of its internal electrolyte polymer.
- 1-5. pH Sensors for Chemical Processes (DPA405)
Measuring range: pH 0 to 14
Measuring temperature: 0 to 100 °C (See Table 1 when using holder)
Measuring pressure:
Atmospheric pressure to 250kPa
(Depending on the inner pressure of the sensor)
(See Table 2 when using holder)
Internal electrolyte: High-viscosity gel
- Temperature compensation sensor:
None (Manual temperature compensation on the converter or transmitter)
(Use adapter with temperature sensor (SA405) for application where the temperature varies)
Applicable holder:
Flow-through holder (PH8HF), Submersion holder (PH8HS)
(An optional adapter is needed, but not needed when using an adapter with temperature sensor SA405.)
Ultrasonic cleaning is not available.
Only jet cleaning is available when cleaning is necessary.
Use O-ring covered by Teflon (K9148MR) when using a special holder for electrolytic processes
Wetted part materials:
Body; Glass
O-ring; Silicon rubber or Daielperfrow rubber
Adapter; Stainless steel (SUS316), polypropylene, rigid polyvinyl chloride, heat-resistant polyvinyl chloride or titanium
- CAUTION ON USE:**
This sensor cannot be used outdoors, even when using with a holder, this sensor cannot be used outdoors due to exposure to rain or due to condensation at a high humid place. This sensor cannot be used with a guide-pipe holder.
The sensor must be installed in a vertical position. It can not be installed from below and in a horizontal position, either.
- 1-6. Hydrofluoric Acid-Resistant pH Sensor HF405
Measuring range: pH 2 to 11
Upper limit of HF concentration:
Max. 1000 ppm at pH 3 to 4
Max. 10000 ppm at pH 4 to 5
No limit at pH 5 or greater
Measuring temperature: 0 to 80 °C (See Table 1 when using holder)
Measuring pressure:
Atmospheric pressure to 1.6MPa (Temperature 25 °C)
Atmospheric pressure to 600kPa (Temperature 100 °C)
(See Table 2 when using holder)
Internal electrolyte: Solid polymer including KCl (Xerolyt)
Temperature compensation sensor:
None (Manual temperature compensation on the converter or transmitter)
(Use adapter with temperature sensor SA405 for application where the temperature varies)
Applicable holder: Flow-through holder (PH8HF), Submersion holder (PH8HS)
(An optional adapter is needed, but not needed when using the adapter with temperature sensor SA405.)
Wetted part materials:
Body; Glass, silicon rubber or Daielperfrow rubber
Adapter; Stainless steel (SUS316), polypropylene or rigid polyvinyl chloride
- CAUTION ON USE:**
This sensor cannot be used outdoors, even

when using with a holder, this sensor cannot be used outdoors due to exposure to rain or due to condensation at a high humid place. This sensor cannot be used with a guide-pipe holder.
The sensor must be installed in a vertical position. It can not be installed from below and in a horizontal position, either.

1-7. Adapter with Temperature Sensor (SA405)
Applicable sensors: HA405, DPA405, HF405
Temperature sensor: Pt1000
Wetted part materials:

Stainless steel (SUS316) (Temperature sensor)- PEEK (Adapter), titanium, Hastelloy C

Applicable holder:
Flow-through holder (PH8HF), Submersion holder (PH8HS)

(Note 1) Use O-ring covered by Teflon (K9148MR) when using a special holder for electrolytic processes.

(Note 2) Use special type terminal box "WTB10-PH2" for pin terminal of PH202 or FLXA21, use "WTB10-PH6" for M4 ring terminal of FLXA21.

Use special type M3 ring terminal box of "WTB10-PH4" for 4-wire type converter "PH450G" and 2-wire type transmitter "PH202/TB".

1-8. pH Sensor for Small Culture Tanks DPAS405
Measuring range: pH 0 to 12
Measuring temperature:

0 to 100 °C (Applicable for autoclave)
Autoclave temperature: max. 130 °C

Measuring pressure:
Atmospheric pressure to 250kPa

Internal electrolyte: High-viscosity gel

Temperature compensation sensor:
None (Manual temperature compensation on the converter or transmitter)

Applicable holder: Silicon bush
(Note) Use silicon bush or socket (DIN Pg 13.5 female) for an insertion length of 120mm and 200mm.

Wetted part materials:
Body; Glass
O-ring; Silicon rubber or Daielperfrow

CAUTION ON USE:
This sensor cannot be used outdoors and with guide-pipe holder.
The sensor must be installed in a vertical position. It can not be installed from below and in a horizontal position, either.

2. ORP Sensor

2-1. Common Specifications

Measured object:
Oxidation-Reduction potential in aqueous solution

Measurement principle: Metal electrode method

Measuring range: -1500 to 1500 mV

Measurement conditions:
Process temperature: See Table 4
Process pressure: See Table 5

Table 4. Process Temperature Range

ORP Sensor	Holder Type	Holder Material	Cleaner	Adapter Material	Temperature (°C)
OR8ERG	Guide-pipe	PVC	None	Not used	-5 to 50
		PP	None		-5 to 80
	Submersion, Flow-through	PP	None, Provided		-5 to 80
		SUS	None, Provided		-5 to 80
	Suspension	SUS	None, Provided		-5 to 80
Float	PP,SUS	None	-5 to 50		
OR8EFG	Guide-pipe	PVC	None		-5 to 50
		PP	None		-5 to 80
	Submersion	PP,SUS	None		-5 to 100
			Provided		-5 to 80
	Flow-through	PP	None, Provided	-5 to 80	
		SUS	None, Provided	-5 to 105	
	Suspension	SUS	None, Provided	-5 to 80	
	Float	PP,SUS	None	-5 to 50	
HA485 DPA485	Submersion	PP,SUS	None	PVC	0 to 50
			Provided	PP,SUS	0 to 100
		PP	None, Provided	PVC	0 to 50
			Provided	PP,SUS	0 to 80
	Flow-through	SUS	None	PVC	0 to 50
				PP	0 to 80
				SUS	0 to 100
		Provided	PP,SUS	0 to 80	
			PVC	0 to 50	

PV: Rigid Polyvinyl, PP: Polypropylene, SUS: Stainless Steel
(Note 1) SUS holder and SUS adapter should be used in the pH range of 3 or greater.
(Note 2) For flow-through types, refer also to the solution temperature and pressure diagram of holders GS 12J05C02-00E.
(Note 3) Only jet cleaning system can be used for HA485 or DPA485.

T04.EPS

Table 5. Process Pressure Range

ORP Sensor Holder	OR8ERG	OR8EFG	HA485	DPA485
Submersion	Atmospheric pressure (Submersion depth: Max. 3m)			
Guide-pipe Suspension Float	Atmospheric pressure (Submersion depth: Max. 3m)		Not used	
Flow-through	Atmospheric pressure to 50kPa	General purpose Atmospheric pressure to 10kPa	Atmospheric pressure to 500kPa	Atmospheric pressure to 250kPa
		Medium pressure Atmospheric pressure to 500kPa		

(Note 1) For flow-through types, refer also to the solution temperature and pressure diagram of Holder GS 12J05C02-E.
(Note 2) Measuring pressure decreases when the inner pressure of DPA405 decreases.

T05.EPS

2-2. KCl Refillable Type Sensor OR8ERG

Measuring range: -1500 to 1500 mV

Measuring temperature:

-5 to 80 °C (See Table 4 when using holder)

Measuring pressure:

Atmospheric pressure to 50kPa

(See Table 5 when using holder)

Wetted part materials:

Body; Ryton (PPS resin), platinum-glass or gold-epoxy resin, titanium, ceramics, fluorocarbon rubber

Cable; Chlorinated polyethylene rubber (Cable sheath)

Weight: Approx. 0.4kg

2-3. KCl Filling Type Sensor OR8EFG

Measuring range: -1500 to 1500 mV

Measuring temperature:

-5 to 105 °C (-5 to 80 °C when using guide-pipe holder)(See Table 4 when using holder)

Measuring pressure:

Atmospheric pressure to 10kPa (General purpose or big volume tank 500ml) (See Table 5 when using holder)

Atmospheric pressure to 500kPa (Medium pressure) (See Table 5 when using holder)

Wetted part materials:

Body; Ryton (PPS resin), platinum-glass or gold-epoxy resin, titanium or Hastelloy C, ceramics, fluorocarbon rubber

Cable; Chlorinated polyethylene rubber (Cable sheath)

KCl tube; Heat-resistant soft PVC (General purpose), Polyethylene (Medium pressure)

Weight: Sensor; Approx. 0.4kg

Tank; Approx. 0.3kg (General purpose), Approx. 1kg ((Medium pressure)

2-4. Solid Electrolyte ORP Sensor (Xerolyt) HA485

Measuring range: -1500 to 1500 mV

Process pH range: 2 to 14 pH

Measuring temperature:

0 to 110 °C (See Table 4 when using holder)

Measuring pressure:

Atmospheric pressure to 1.6MPa (Temperature 25 °C)

Atmospheric pressure to 600kPa (Temperature 100 °C)

(See Table 5 when using holder)

Internal electrolyte: Solid polymer including KCl.

(Xerolyt)

Applicable holder:

Flow-through holder (PH8HF), Submersion holder (PH8HS)

(An optional adapter is needed)

Ultrasonic cleaning is not available.

Only jet cleaning is available when cleaning is necessary.

Wetted part materials:

Body; Platinum-glass, silicon rubber

Adapter; Stainless steel (SUS316), polypropylene or rigid polyvinyl chloride

CAUTION ON USE:

This sensor cannot be used outdoors, even when using with a holder, this sensor cannot be used outdoors due to exposure to rain or due to condensation at a high humid place. This sensor cannot be used with a guide-pipe holder.

The sensor must be installed in a vertical position. It can not be installed from below and in a horizontal position, either.

2-5. ORP Sensors for Chemical Processes DPA485

Measuring range: -1500 to 1500 mV

Measuring temperature:

0 to 100 °C (See Table 4 when using holder)

Measuring pressure:

Atmospheric pressure to 250kPa

(See Table 5 when using holder)

Internal electrolyte: High-viscosity gel

Applicable holder:

Flow-through holder (PH8HF), Submersion holder (PH8HS)

(An optional adapter is needed.)

Use O-ring covered by Teflon (K9148MR) when using a special holder for electrolytic processes

Wetted part materials:

Body; Platinum-glass, silicon rubber

Adapter; Stainless steel (SUS316), polypropylene, rigid polyvinyl chloride, heat-resistant polyvinyl chloride or titanium

CAUTION ON USE:

This sensor cannot be used outdoors, even when using with a holder, this sensor cannot be used outdoors due to exposure to rain or due to condensation at a high humid place. This sensor cannot be used with a guide-pipe holder.

The sensor must be installed in a vertical position. It can not be installed from below and in a horizontal position, either.

2-6. ORP Sensor for Small Culture Tanks DPAS485

Measuring range: -1500 to 1500mV

Measuring temperature:

0 to 100 °C (Applicable for autoclave)

Autoclave temperature: max. 130 °C

Measuring pressure: Atmospheric pressure to 250kPa

Internal electrolyte: High-viscosity gel

Applicable holder: Silicon bush

(Note) Use silicon bush or socket (DIN Pg13.5 female) for an insertion length of 120mm and 200mm.

Wetted part materials:

Body; Platinum-glass, silicon rubber

CAUTION ON USE:

This sensor cannot be used outdoors and with guide-pipe holder.

The sensor must be installed in a vertical position. It can not be installed from below and in a horizontal position, either.

3. pH Measuring System for High Purity Water

Use a holder for high purity water when using pH sensor for high purity water.

3-1. pH Sensor for High Purity Water PH8EHP

Measuring temperature: 0 to 50 °C

Measuring pressure: Atmospheric pressure

Temperature compensation sensor: Pt1000

Measuring conductivity: See Fig. 2

Measuring flow rate: See Fig. 2

Wetted part materials:

Body; Ryton (PPS resin), glass, titanium or Hastelloy C, ceramics, fluorocarbon rubber

Cable; Chlorinated polyethylene rubber (Cable sheath)

KCl tube; Heat-resistant soft PVC

Weight: Sensor; Approx. 0.4kg
 Tank; Approx. 0.3kg (General purpose)

3-2. Holder for High Purity Water PH8HH

Material: Acrylic resin, SUS316, chloroprene rubber
 Process connections: Inlet; Rc 1/4 or 1/4NPT (F)
 Outlet; Rc 1/2 or 1/2NPT (F)

Mounting Method:

50A (2-inch) vertical or horizontal pipe mounting or wall mounting (Specify mounting bracket)

Weight: Body; Approx. 1.7kg
 Mounting Bracket; Approx. 0.7kg

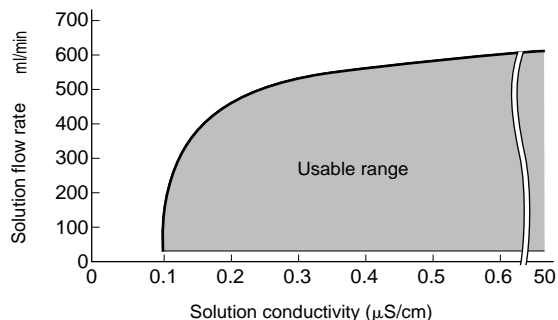


Fig.2 Solution flow rate and solution conductivity of sensor and holder for high purity water

4. Terminal Box

4-1. Terminal Box for General pH/ORP Sensors WTB10-PH1, -PH3, -PH5

Used when pH transmitter or converter is installed remotely from the pH or ORP sensor.

Ambient temperature: -10 to 50 °C
 Construction: JIS waterproof
 Case material: Fiberglass reinforced polycarbonate resin
 Case color: Grayish green (Munsell 2.5GY5.0/1.0)
 Electrical connections:
 pH sensor side:
 φ21mm hole (With G1/2 plastic gland)
 pH Transmitter or Converter side:
 φ13mm hole (With G1/2 plastic gland)
 With Cable (Maximum length 20m)
 Conduit adapter(optional)

4-2. Terminal Box for Special pH/ORP Sensors WTB10-PH2, -PH4, -PH6

Used when using pH transmitter or converter and adapter with temperature sensor SA405.

Ambient temperature: -10 to 50 °C
 Construction: JIS waterproof
 Case material: Fiberglass reinforced polycarbonate resin
 Case color: Grayish green (Munsell 2.5GY5.0/1.0)
 Electrical connections:
 pH sensor side:
 φ21mm hole (With G1/2 plastic gland)
 pH Transmitter or Converter side:
 φ13mm hole (With G1/2 plastic gland)
 With Cable (Maximum length 20m)
 Conduit adapter(optional)
 Temperature sensor side: Pg7 plastic gland

5. Accessories (Purchased Separately)

See Model and Suffix Codes.

MODEL AND SUFFIX CODES

- 1. pH Sensor
- KCl Refillable Type pH Sensor

Model	Suffix Code	Option Code	Specifications
PH8ERP	KCl Refillable Type pH Sensor
Cable Length	-03	3m
	-05	5m
	-07	7m
	-10	10m
	-15	15m
	-20	20m
Solution Ground Tip	-TN	Titanium
	-HC	Hastelloy C
	-N	Always -N
pH Measuring System	-T	For PH200/PH400 (*1)
	-E	For PH202/FLXA21 (*2)
	-F	For FLXA21 (*6)
	-B	For PH100 (*3)
	-G	For PH450G,PH202/TB (*5)
Style	*A	Style A
Option	O-ring	/PF	Daielperfrow (*4)

- *1: Mark band is shown by mark and fork terminals are used.
- *2: Mark band is shown by numeral and pin terminals are used.
- *3: The tag which indicated the color, the sign, and the number is attached to the cable of a sensor.
- *4: Choose Daielperfrow when this is used in organic solvent, high alkali or high temperature solution. T07.EPS
- *5: Mark band is shown by numeral and M3 ring terminals are used. When terminal box is used, select WTB10-PH3.
- *6: Mark band is shown by numeral and M4 ring terminals are used. When terminal box is used, select WTB10-PH5.

● KCl Filling Type pH Sensor

Model	Suffix Code	Option Code	Specifications
PH8EFP	KCl Filling Type pH Sensor
Cable Length and KCl Tube Length	-03	3m
	-05	5m
	-07	7m
	-10	10m
	-15	15m
	-20	20m
Solution Ground Tip	-TN	Titanium
	-HC	Hastelloy C
KCl Reserve Tank (*1)	-TT1	For general purpose (250ml solution inlet)
	-TT2	For medium pressure (*2)
	-TT3	Big volume tank (With 500ml tank)
	-TN1	For maintenance (for TT1, TT3)
	-TN2	For maintenance (for TT2)
	-N	Always -N
pH Measuring System	-T	For PH200/PH400 (*3)
	-E	For PH202/FLXA21 (*4)
	-F	For FLXA21 (*10)
	-B	For PH100 (*5)
	-G	For PH450G,PH202/TB (*9)
Style	*A	Style A
Option	O-ring	/PF	Daielperfrow (*6)
	Special glass electrode	/HA	Glass electrode for high alkali (*7)
	Special junction	/TF	Teflon junction (*8)

- *1: 2-inch pipe mounting bracket is supplied with TT1, TT2 and TT3. Only a supply tube, but no KCl solution, is supplied with TN1 and TN2. Since a KCl solution is not supplied with TT2, arrange it from among accessories or auxiliary parts.
 - *2: Prepare an air pressure regulator as shown in the diagram below when the medium-pressure reserve tank is used. To pH sensor, Regulator, (to be prepared separately)
-
- *3: Mark band is shown by mark and fork terminals are used.
 - *4: Mark band is shown by numeral and pin terminals are used.
 - *5: The tag which indicated the color, the sign, and the number is attached to the cable of a sensor.
 - *6: Choose Daielperfrow when this is used in organic solvent, high alkali or high temperature solution.
 - *7: Choose when using in high alkali solution.
 - *8: Choose when using in the heavily contaminated application.
 - *9: Mark band is shown by numeral and M3 ring terminals are used. When terminal box is used, select WTB10-PH3.
 - *10: Mark band is shown by numeral and M4 ring terminals are used. When terminal box is used, select WTB10-PH5.

T08.EPS

● Solid Electrolyte pH Sensor (Xerolyt)

Model	Suffix Code	Option Code	Specifications
HA405	Solid electrolyte pH sensor
Insertion Length	-120	120mm
Option	For PH200/PH400 Cable Length (*1)	/01 /03 /05 /10 /15 /20	1m (Fork terminal) 3m (Fork terminal) 5m (Fork terminal) 10m (Fork terminal) 15m (Fork terminal) 20m (Fork terminal)
	For PH202/FLXA21 Cable Length (*2)	/01E /03E /05E /10E /15E /20E	1m (Pin terminal) 3m (Pin terminal) 5m (Pin terminal) 10m (Pin terminal) 15m (Pin terminal) 20m (Pin terminal)
Option	For FLXA21 Cable Length (*6)	/01F	1m (M4 ring terminal)
		/03F	3m (M4 ring terminal)
		/05F	5m (M4 ring terminal)
		/10F	10m (M4 ring terminal)
		/15F	15m (M4 ring terminal)
		/20F	20m (M4 ring terminal)
Option	For PH450G,PH202/TB Cable Length (*5)	/01G	1m (M3 ring terminal)
		/03G	3m (M3 ring terminal)
		/05G	5m (M3 ring terminal)
		/10G	10m (M3 ring terminal)
		/15G	15m (M3 ring terminal)
		/20G	20m (M3 ring terminal)
Option	Adapter (*3)	/S3	Stainless steel
		/PP	Polypropylene
		/PV	Rigid polyvinyl-chloride
		/PF	Daielperfrow (*4)
O-ring			

- *1: Mark band is shown by mark and fork terminals are used.
- *2: Mark band is shown by numeral and pin terminals are used.
- *3: This is needed when using submersion type or flow-through type holder. However this is not needed when using adapter with temperature sensor (SA405).
- *4: Choose Daielperfrow when this is used in high alkali or high temperature alkaline solution.
- *5: Mark band is shown by numeral and M3 ring terminals are used. When terminal box is used, select WTB10-PH4.
- *6: Mark band is shown by numeral and M4 ring terminals are used. When terminal box is used, select WTB10-PH6.

T11.EPS

● Adapter with Temperature Sensor (for pH Meter)

Model	Suffix Code	Option Code	Specifications
SA405	Adapter with temperature sensor
Measuring System	-A	for PH200/PH400 (*1)
	-E	for PH202/FLXA21 (*2)
	-F	for FLXA21 (*4)
	-G	for PH450G,PH202/TB(*3)
Material of Temp. Sensor Cover/ Adapter	-HC	Hastelloy C / Hastelloy C
	-S3	Stainless steel / PEEK
	-TN	Titanium / Titanium
Cable Length	-01		1m
	-03		3m
	-05		5m
	-10		10m
	-15		15m
	-20		20m

- (Note) Use O-ring covered by Teflon (K9148MR) when using a special holder for electrolytic processes.
- *1: Mark band is shown by mark and fork terminals are used.
 - *2: Mark band is shown by numeral and pin terminals are used.
 - *3: Mark band is shown by numeral and M3 ring terminals are used. When terminal box is used, select WTB10-PH4.
 - *4: Mark band is shown by numeral and M4 ring terminals are used. When terminal box is used, select WTB10-PH6.

T16.EPS

● pH Sensors for Chemical Processes

Model	Suffix Code	Option Code	Specifications
DPA405	pH sensor for chemical process
Insertion Length	-120	120mm
Option	For PH200/PH400 Cable Length (*1)	/01	1m (Fork terminal)
		/03	3m (Fork terminal)
/05		5m (Fork terminal)	
/10		10m (Fork terminal)	
/15		15m (Fork terminal)	
/20		20m (Fork terminal)	
For PH202/FLXA21 Cable Length (*2)	/01E	1m (Pin terminal)	
	/03E	3m (Pin terminal)	
	/05E	5m (Pin terminal)	
	/10E	10m (Pin terminal)	
	/15E	15m (Pin terminal)	
	/20E	20m (Pin terminal)	
For FLXA21 Cable Length (*6)	/01F	1m (M4 ring terminal)	
	/03F	3m (M4 ring terminal)	
	/05F	5m (M4 ring terminal)	
	/10F	10m (M4 ring terminal)	
	/15F	15m (M4 ring terminal)	
	/20F	20m (M4 ring terminal)	
For PH450G,PH202/TB Cable Length (*5)	/01G	1m (M3 ring terminal)	
	/03G	3m (M3 ring terminal)	
	/05G	5m (M3 ring terminal)	
	/10G	10m (M3 ring terminal)	
	/15G	15m (M3 ring terminal)	
	/20G	20m (M3 ring terminal)	
Adapter (*3)	/S3	Stainless steel	
	/PP	Polypropylene	
	/PV	Rigid polyvinyl-chloride	
	/HPV	Heat-resistant polyvinyl-chloride	
	/TN	Titanium	
O-ring	/PF	Daielperfrow (*4)	

- * 1: Mark band is shown by mark and fork terminals are used.
- * 2: Mark band is shown by numeral and pin terminals are used.
- * 3: This is needed when using submersion type or flow-through type holder. However this is not needed when using adapter with temperature sensor (SA405).
- * 4: Choose Daielperfrow when this is used in organic solvent, high alkali or high temperature alkaline solution.
- * 5: Mark band is shown by numeral and M3 ring terminals are used. When terminal box is used, select WTB10-PH4.
- * 6: Mark band is shown by numeral and M4 ring terminals are used. When terminal box is used, select WTB10-PH6.

T12.EPS

● Hydrofluoric Acid-Resistant pH Sensor

Model	Suffix Code	Option Code	Specifications
HF405	Hydrofluoric acid-resistant pH sensor
Insertion Length	-120	120mm
Option	For PH200/PH400 Cable Length (*1)	/01	1m (Fork terminal)
		/03	3m (Fork terminal)
/05		5m (Fork terminal)	
/10		10m (Fork terminal)	
/15		15m (Fork terminal)	
/20		20m (Fork terminal)	
For PH202/FLXA21 Cable Length (*2)	/01E	1m (Pin terminal)	
	/03E	3m (Pin terminal)	
	/05E	5m (Pin terminal)	
	/10E	10m (Pin terminal)	
	/15E	15m (Pin terminal)	
	/20E	20m (Pin terminal)	
For FLXA21 Cable Length (*6)	/01F	1m (M4 ring terminal)	
	/03F	3m (M4 ring terminal)	
	/05F	5m (M4 ring terminal)	
	/10F	10m (M4 ring terminal)	
	/15F	15m (M4 ring terminal)	
	/20F	20m (M4 ring terminal)	
For PH450G,PH202/TB Cable Length (*5)	/01G	1m (M3 ring terminal)	
	/03G	3m (M3 ring terminal)	
	/05G	5m (M3 ring terminal)	
	/10G	10m (M3 ring terminal)	
	/15G	15m (M3 ring terminal)	
	/20G	20m (M3 ring terminal)	
Adapter (*3)	/S3	Stainless steel	
	/PP	Polypropylene	
	/PV	Rigid polyvinyl-chloride	
	/PF	Daielperfrow (*4)	
O-ring			

- * 1: Mark band is shown by mark and fork terminals are used.
- * 2: Mark band is shown by numeral and pin terminals are used.
- * 3: This is needed when using submersion type or flow-through type holder. However this is not needed when using adapter with temperature sensor (SA405).
- * 4: Choose Daielperfrow when this is used in organic solvent, high alkali or high temperature solution.
- * 5: Mark band is shown by numeral and M3 ring terminals are used. When terminal box is used, select WTB10-PH4.
- * 6: Mark band is shown by numeral and M4 ring terminals are used. When terminal box is used, select WTB10-PH6.

T11A.EPS

● pH Sensor for Small Culture Tanks

Model	Suffix Code	Option Code	Specifications
DPAS405	pH sensor for small culture tanks
Insertion Length (*1)	-120	120mm
	-200	200mm
	-325	325mm
Option	For PH200/PH400 Cable Length (*2)	/01	1m
		/03	3m
/05		5m	
/10		10m	
/15		15m	
/20		20m	
For PH202 Cable Length (*3)	/01E	1m	
	/03E	3m	
	/05E	5m	
	/10E	10m	
	/15E	15m	
	/20E	20m	
O-ring	/PF	Daielperfrow (*4)	

- * 1: Use silicon bush or socket (DIN Pg13.5 female) for an insertion length of 120mm and 200mm.
- * 2: Mark band is shown by mark and fork terminals are used.
- * 3: Mark band is shown by numeral and pin terminals are used.
- * 4: Choose Daielperfrow when this is used in organic solvent, high alkali or high temperature solution.

T13.EPS

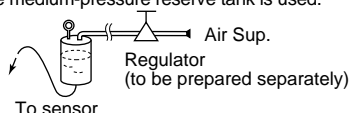
2. ORP Sensor

● KCl Filling Type ORP Sensor

Model	Suffix Code	Option Code	Specifications
OR8EFG	KCl Filling Type ORP Sensor
Electrode	-AU -PT	Gold Platinum
Cable Length and KCl Tube Length	-03 -05 -07 -10 -15 -20	3m 5m 7m 10m 15m 20m
KCl Reserve Tank (*1)	-TT1 -TT2 -TN1 -TN2	For general purpose (250ml solution inlet) For medium pressure (*2) For maintenance (for TT1) For maintenance (for TT2)
Measuring System	-N -E -F -B -G	For OR200/OR400 (*3) For PH202/FLXA21 (*4) For FLXA21 (*7) For OR100 (*5) For PH450G,PH202/TB (*6)
Style	*A	Style A

*1: A 50A (2-inch) pipe mounting bracket is supplied with TT1 and TT2 . Only a supply tube, but no KCl solution, is supplied with TN1 and TN2. Since a KCl solution is not supplied with TT2, arrange it from among accessories or auxiliary parts.

*2: Prepare an air pressure regulator as shown in the diagram below when the medium-pressure reserve tank is used.



*3: Mark band is shown by mark and fork terminals are used.

*4: Mark band is shown by numeral and pin terminals are used.

*5: The tag which indicated the color, the sign, and the number is attached to the cable of a sensor. T18.EPS

*6: Mark band is shown by numeral and M3 ring terminals are used. When terminal box is used, select WTB10-PH3.

*7: Mark band is shown by numeral and M4 ring terminals are used. When terminal box is used, select WTB10-PH5.

● KCl Refillable Type ORP Sensor

Model	Suffix Code	Option Code	Specifications
OR8ERG	KCl Refillable Type ORP Sensor
Electrode	-AU -PT	Gold Platinum
Cable Length	-03 -05 -07 -10 -15 -20	3m 5m 7m 10m 15m 20m
Measuring System	-N -E -F -B -G	For OR200/OR400 (*1) For PH202/FLXA21 (*2) For FLXA21 (*5) For OR100 (*3) For PH450G,PH202/TB (*4)
Style	*A	Style A

*1: Mark band is shown by mark and fork terminals are used.

*2: Mark band is shown by numeral and pin terminals are used.

*3: The tag which indicated the color, the sign, and the number is attached to the cable of a sensor. T17

*4: Mark band is shown by numeral and M3 ring terminals are used. When terminal box is used, select WTB10-PH3.

*5: Mark band is shown by numeral and M4 ring terminals are used. When terminal box is used, select WTB10-PH5.

● Solid Electrolyte ORP Sensor (Xerolyt)

Model	Suffix Code	Option Code	Specifications
HA485	Solid electrolyte ORP sensor
Insertion Length	-120	120mm
Option	For OR200/OR400 Cable Length (*1)	/01 /03 /05 /10 /15 /20	1m (Fork terminal) 3m (Fork terminal) 5m (Fork terminal) 10m (Fork terminal) 15m (Fork terminal) 20m (Fork terminal)
	For PH202/FLXA21 Cable Length (*2)	/01E /03E /05E /10E /15E /20E	1m (Pin terminal) 3m (Pin terminal) 5m (Pin terminal) 10m (Pin terminal) 15m (Pin terminal) 20m (Pin terminal)
	For FLXA21 Cable Length (*5)	/01F /03F /05F /10F /15F /20F	1m (M4 ring terminal) 3m (M4 ring terminal) 5m (M4 ring terminal) 10m (M4 ring terminal) 15m (M4 ring terminal) 20m (M4 ring terminal)
	For PH450G,PH202/TB Cable Length (*4)	/01G /03G /05G /10G /15G /20G	1m (M3 ring terminal) 3m (M3 ring terminal) 5m (M3 ring terminal) 10m (M3 ring terminal) 15m (M3 ring terminal) 20m (M3 ring terminal)
	Adapter (*3)	/S3 /PP /PV	Stainless steel Polypropylene Rigid polyvinyl-chloride

*1: Mark band is shown by mark and fork terminals are used.

*2: Mark band is shown by numeral and pin terminals are used. T19.EPS

*3: This is needed when using submersion type or flow-through type holder.

*4: Mark band is shown by numeral and M3 ring terminals are used. When terminal box is used, select WTB10-PH3.

*5: Mark band is shown by numeral and M4 ring terminals are used. When terminal box is used, select WTB10-PH5.

● ORP Sensors for Chemical Processes

Model	Suffix Code	Option Code	Specifications
DPA485	ORP sensor for chemical process
Insertion Length	-120	120mm
Option	For OR200/OR400 Cable Length (*1)	/01	1m (Fork terminal)
		/03	3m (Fork terminal)
/05		5m (Fork terminal)	
/10		10m (Fork terminal)	
/15		15m (Fork terminal)	
/20		20m (Fork terminal)	
For PH202/FLXA21 Cable Length (*2)	/01E	1m (Pin terminal)	
	/03E	3m (Pin terminal)	
	/05E	5m (Pin terminal)	
	/10E	10m (Pin terminal)	
	/15E	15m (Pin terminal)	
	/20E	20m (Pin terminal)	
For FLXA21 Cable Length (*5)	/01F	1m (M4 ring terminal)	
	/03F	3m (M4 ring terminal)	
	/05F	5m (M4 ring terminal)	
	/10F	10m (M4 ring terminal)	
	/15F	15m (M4 ring terminal)	
	/20F	20m (M4 ring terminal)	
For PH450G,PH202/TB Cable Length (*4)	/01G	1m (M3 ring terminal)	
	/03G	3m (M3 ring terminal)	
	/05G	5m (M3 ring terminal)	
	/10G	10m (M3 ring terminal)	
	/15G	15m (M3 ring terminal)	
	/20G	20m (M3 ring terminal)	
Adapter (*3)	/S3	Stainless steel	
	/PP	Polypropylene	
	/PV	Rigid polyvinyl-chloride	
	/HPV	Heat-resistant polyvinyl-chloride	
	/TN	Titanium	

- * 1: Mark band is shown by mark and fork terminals are used.
- * 2: Mark band is shown by numeral and pin terminals are used.
- * 3: This is needed when using submersion type or flow-through type holder.
- * 4: Mark band is shown by numeral and M3 ring terminals are used. When terminal box is used, select WTB10-PH3.
- * 5: Mark band is shown by numeral and M4 ring terminals are used. When terminal box is used, select WTB10-PH5. T20.EPS

● ORP Sensor for Small Culture Tanks

Model	Suffix Code	Option Code	Specifications
DPAS485	ORP Sensor for small culture tanks
Insertion Length (*1)	-120 -200 -325	120mm 200mm 325mm
Option	For OR200/OR400 Cable Length (*2)	/01	1m
		/03	3m
		/05	5m
		/10	10m
		/15	15m
		/20	20m
For PH202 Cable Length (*3)	/01E	1m	
	/03E	3m	
	/05E	5m	
	/10E	10m	
	/15E	15m	
	/20E	20m	

- * 1: Use silicon bush or socket (DIN Pg13.5 female) for an insertion length of 120mm and 200mm.
- * 2: Mark band is shown by mark and fork terminals are used.
- * 3: Mark band is shown by numeral and pin terminals are used. T21.EPS

3. pH Measuring System for High Purity Water

● pH Sensor for High Purity Water

Model	Suffix Code	Option Code	Specifications
PH8EHP	pH sensor for high purity water
Cable Length	-03	3m
	-05	5m
	-07	7m
	-10	10m
	-15	15m
	-20	20m
	Solution Ground Tip	-TN
KCl Reserve Tank (*1)	-TT1	For general purpose (250ml solution inlet) Big volume tank (With 500ml tank) For maintenance (for TT1)
	-TT3	
	-TN1	
	-N	Always -N
Measuring System	-H	For PH200/PH400 (*2)
	-E	For PH202/FLXA21 (*3)
	-F	For FLXA21 (*5)
	-G	For PH450G,PH202/TB (*4)
Style	*A	Style A

- * 1: Only a KCl supply tube is supplied with TN1. KCl solution is supplied with TT1 and TT3. T09.EPS
- * 2: Mark band is shown by mark and fork terminals are used.
- * 3: Mark band is shown by numeral and pin terminals are used.
- * 4: Mark band is shown by numeral and M3 ring terminals are used. When terminal box is used, select WTB10-PH3.
- * 5: Mark band is shown by numeral and M4 ring terminals are used. When terminal box is used, select WTB10-PH5.

● pH Holder for High Purity Water

Model	Suffix Code	Option Code	Specifications
PH8HH	pH holder for high purity water
Connection ports	-JPT	Inlet;Rc1/4, Outlet;Rc1/2
	-NPT	Inlet;1/4NPT, Outlet;1/2NPT
	-H	Always -H
Style	*A	Style A
Option	Mounting Bracket	/P /W	Pipe mounting bracket Wall mounting bracket

T10.EPS

4. Terminal Box

● Terminal Box

Model	Suffix Code	Option Code	Specifications
WTB10	Terminal box
Combined System	-PH1	For PH202, FLXA21 (General sensor of pin terminals)
	-PH2	For PH202, FLXA21 (Special sensor, of pin terminals) (*1)
	-PH3	For PH450G, PH202/TB (General sensor) (*4)
	-PH4	For PH450G, PH202/TB (Special sensor) (*1) (*4)
	-PH5	For FLXA21 (General sensor) (*5)
	-PH6	For FLXA21 (Special sensor) (*1) (*5)
	-NN	Always -NN
Cable Length (*2)	-00	0 m (*3)
	-05	5 m
	-10	10m
	-15	15m
	Option	Mounting Bracket	/P /W /AWTB /ANSI
	Conduit Adapter		

- * 1: Use -PH2, -PH4, -PH6 of combined system when using adapter with temperature sensor (SA405) is used.
- * 2: For WTB10 of combined system, maximum cable length including sensor cable length should be 20 m.
- * 3: The dedicated extension cable should be used.
- * 4: M3 screw terminals and cable with M3 ring terminals are used.
- * 5: M4 screw terminals and cable with M4 ring terminals are used.

T22-24.EPS

5. Accessories

● Accessories for pH Meter

Model	Suffix Code	Option Code	Specifications
PH8AX	Accessories for pH meter (*1)
Calibration Reagents	-L	Two bottles, each containing 250ml solution (pH7 and pH4)
	-P	24 bags, each bag containing powder for 500ml solution (pH7 X 12 bags and pH4 X 12 bags) and two 500ml polyethylene bottles.
Style	*A	Style A
Option (*2)		/STD	Sensor stand (with mounting bracket for 50A 2-inch pipe)
		/KCLL	KCl solution (one 250ml polyethylene bottle)
		/KCLP	KCl powder (three bags, 250ml solution each)
		/TMP	Thermometer (0 to 100 °C)

- * 1: Including the following:
Two 200ml polyethylene cups
One cleaning bottle
- * 2: Either /KCLL or /KCLP is required for PH8EFP-□-□-TT2.

T25.EPS

● Accessories for ORP Meter

Model	Suffix Code	Option Code	Specifications
OR8AX	Accessories for ORP meter(*1)
Style	*A	Style A
Option (*2)		/STD	Sensor stand (with mounting bracket for 50A 2-inch pipe)
		/KCLL	KCl solution (one 250ml polyethylene bottle)
		/KCLP	KCl powder (three bags, 250ml solution each)
		/TMP	Thermometer (0 to 100 °C)

- * 1: Including the following:
Two 200ml polyethylene cups
One cleaning bottle
One pack of quinhydrone reagent powder (three bags, 250ml solution each)
One 250ml polyethylene bottle
- * 2: Either /KCLL or /KCLP is required for OR8EFG-□-□-TT2.

T26.EPS

6. Spare Parts

● Spare Parts for pH Meter

Part Name	Part Number	Remarks	
Glass electrode	General purpose	K9142TN	One for PH8ERP, PH8EFP, PH8EHP
		K9319NA	One for PH8ERP/PF, PH8EFP/PF
	Certified version	K9142TP	One for PF8EFP
		K9319NB	One for PH8EFP/PF
	High alkali	K9142TU	One for PH8EFP/HA
K9319NC		One for PH8EFP/HA, /PF	
Junction	General purpose	K9142TH	One for PH8ERP, PH8EFP
		K9319QA	One for PH8ERP, PH8EFP/PF
	High purity water	K9142TK	One for PH8EHP
		Teflon	K9142HW
K9319QB	One for PH8ERP/TF, /PF, PH8EFP/TF, /PF		
Cable with M4 ring terminal for FLXA21	1m	K9148XA	for HA405,DPA405,HF405
	3m	K9148XB	for HA405,DPA405,HF405
	5m	K9148XC	for HA405,DPA405,HF405
	10m	K9148XD	for HA405,DPA405,HF405
	15m	K9148XE	for HA405,DPA405,HF405
	20m	K9148XF	for HA405,DPA405,HF405

T27.EPS

Spare Parts for pH Meter

Part Name	Part Number	Remarks
Cable with M3 ring for PH202/TB PH450G (*1)	1m	K9148WA for HA405,DPA405,HF405
	3m	K9148WB for HA405,DPA405,HF405
	5m	K9148WC for HA405,DPA405,HF405
	10m	K9148WD for HA405,DPA405,HF405
	15m	K9148WE for HA405,DPA405,HF405
	20m	K9148WF for HA405,DPA405,HF405
Cable with fork terminal for PH200/PH400	1m	K9148KE for HA405,DPA405,HF405
	3m	K9148KF for HA405,DPA405,HF405
	5m	K9148KG for HA405,DPA405,HF405
	10m	K9148KH for HA405,DPA405,HF405
	15m	K9148KJ for HA405,DPA405,HF405
	20m	K9148KK for HA405,DPA405,HF405
	1m	K9148RA for DPAS405
	3m	K9148RB for DPAS405
	5m	K9148RC for DPAS405
	10m	K9148RD for DPAS405
	15m	K9148RE for DPAS405
	20m	K9148RF for DPAS405
	Cable with pin terminal for PH202/FLXA21	1m
3m		K9148VB for HA405,DPA405,HF405
5m		K9148VC for HA405,DPA405,HF405
10m		K9148VD for HA405,DPA405,HF405
15m		K9148VE for HA405,DPA405,HF405
20m		K9148VF for HA405,DPA405,HF405
1m		K9148VG for DPAS405
3m		K9148VH for DPAS405
5m		K9148VJ for DPAS405
10m		K9148VK for DPAS405
15m		K9148VL for DPAS405
20m		K9148VM for DPAS405
Adapter		SUS316
	Polypropylene	K9148NB for HA405, HA406, DPA405, DPA406, HF405
	Rigid polyvinyl-chloride	K9148NC for HA405, HA406, DPA405, DPA406, HF405
	Heat-resistant polyvinyl-chloride	K9148ND for DPA405, DPA406
KCl solution (3.3mol/l)	K9084LP	Six 250ml polyethylene bottles
Buffer solution for calibration (pH4)	K9084LL	Six 250ml polyethylene bottles
Buffer solution for calibration (pH7)	K9084LM	Six 250ml polyethylene bottles
Buffer solution for calibration (pH9)	K9084LN	Six 250ml polyethylene bottles
Powder for buffer solution (pH4)	K9020XA	12 bags,each for preparation of 500ml
Powder for buffer solution (pH7)	K9020XB	12 bags, each for preparation of 500ml
Powder for buffer solution (pH9)	K9020XC	12 bags, each for preparation of 500ml
KCl powder (for PH8EFP, PH8EHP)	K9020XU	8 bags, each for preparation of 250ml
KCl powder (for PH8ERP)	K9142UT	2 bags, 1 bottle of 3.3mol/l KCl, 1 syringe

(*1) Applicable terminal box are WTB10-PH3 or WTB10-PH4.

(Note) The pH value of the calibrating buffer solution may vary depending on storage conditions.

Prepare a new solution from powder for accurate instrument calibration

T27.EPS

Spare Parts for ORP Meter

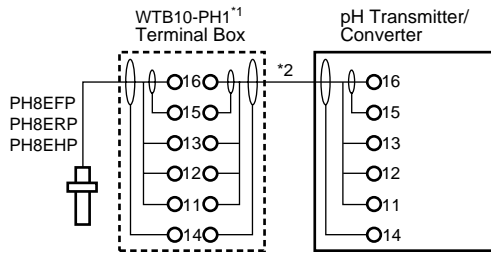
Part Name	Part Number	Remarks
Sensor	Platinum	K9142TS One for OR8ERG,OR8EFG
	Gold	K9142TT One for OR8ERG,OR8EFG
Junction		K9142TH One for OR8ERG,OR8EFG
Cable with fork terminal for OR200/OR400	1m	K9148KE for HA485,DPA485
	3m	K9148KF for HA485,DPA485
	5m	K9148KG for HA485,DPA485
	10m	K9148KH for HA485,DPA485
	15m	K9148KJ for HA485,DPA485
	20m	K9148KK for HA485,DPA485
	1m	K9148RA for DPAS485
	3m	K9148RB for DPAS485
	5m	K9148RC for DPAS485
	10m	K9148RD for DPAS485
	15m	K9148RE for DPAS485
	20m	K9148RF for DPAS485
	Adapter	SUS
PP		K9148NB for HA485,DPA485
PVC		K9148NC for HA485,DPA485
HPVC		K9148ND for DPA485
Titanium		K9148NE for DPA485

Part Name	Part Number	Remarks
Cable with M4 ring terminal for FLXA21	1m	K9148XA for HA485,DPA485
	3m	K9148XB for HA485,DPA485
	5m	K9148XC for HA485,DPA485
	10m	K9148XD for HA485,DPA485
	15m	K9148XE for HA485,DPA485
	20m	K9148XF for HA485,DPA485
Cable with M3 ring terminal for PH202/TB PH450G	1m	K9148WA for HA485,DPA485
	3m	K9148WB for HA485,DPA485
	5m	K9148WC for HA485,DPA485
	10m	K9148WD for HA485,DPA485
	15m	K9148WE for HA485,DPA485
Cable with pin terminal for PH202/FLXA21	20m	K9148WF for HA485,DPA485
	1m	K9148VA for HA485,DPA485
	3m	K9148VB for HA485,DPA485
	5m	K9148VC for HA485,DPA485
	10m	K9148VD for HA485,DPA485
	15m	K9148VE for HA485,DPA485
	20m	K9148VF for HA485,DPA485
	1m	K9148VG for DPAS485
	3m	K9148VH for DPAS485
	5m	K9148VJ for DPAS485
	10m	K9148VK for DPAS485
	15m	K9148VL for DPAS485
	20m	K9148VM for DPAS485
KCl solution (3.3mol/l)	K9084LP	Six 250ml polyethylene bottles
KCl powder (for OR8EFG)	K9020XU	8 bags, each for preparation of 250ml
KCl powder (for OR8ERG)	K9142UT	2 bags 1 bottle of 3.3mol/l KCl, 1 syringe
Reagent for check	Quinhydrone	K9024EC 3 bags, each for preparation of 250ml
	Iron	K9024ED 3 bags, each for preparation of 250ml

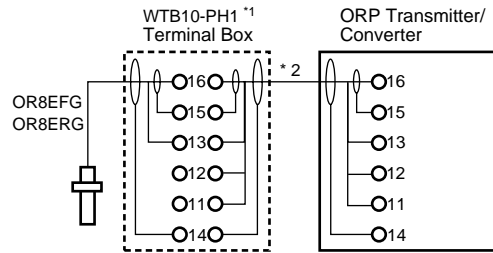
T28.EPS

WIRING DIAGRAMS

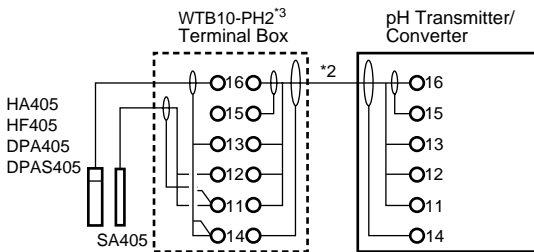
General purpose pH sensor



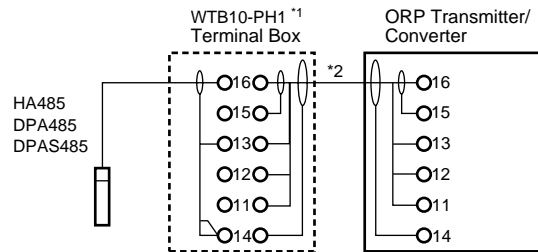
General purpose ORP sensor



Special pH sensor



Special ORP sensor

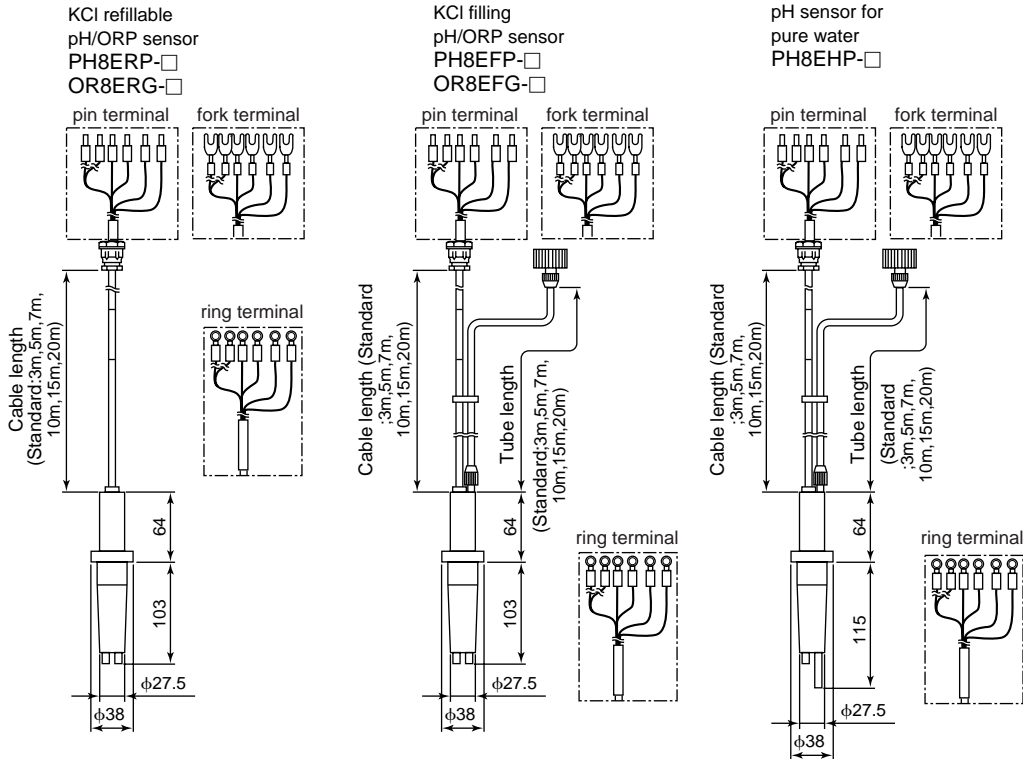


*1 : Terminal box is used only where pH/ORP transmitter is installed remotely from pH or ORP sensor (normally not needed).
 When combined PH450G, PH202/TB, use WTB10-PH3 terminal box. When combined by M4 ring terminals with FLXA21, use WTB10-PH5 terminal box.
 *2 : This cable is specified in the option code for the terminal box.
 *3 : Should be used when using combined PH202G, FLXA21 and SA405. When combined PH450G, PH202/TB and SA405, use WTB10-PH4 terminal box.
 When combined by M4 ring terminals with FLXA21 and SA405, use WTB10-PH6 terminal box.

F03.EPS

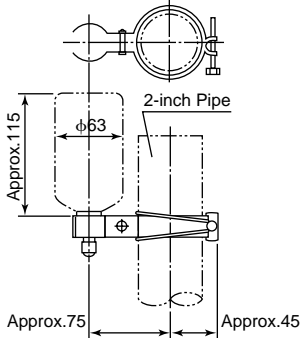
DIMENSIONS

Unit : mm

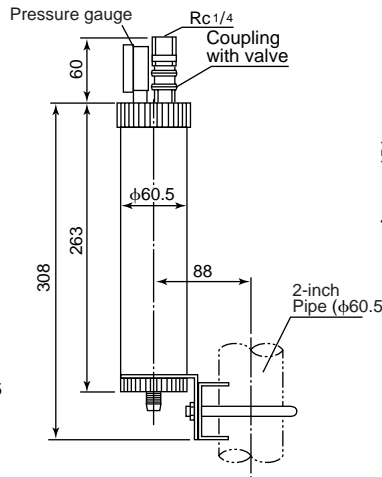


(Note) Numbers of terminal for ORP sensor is four.

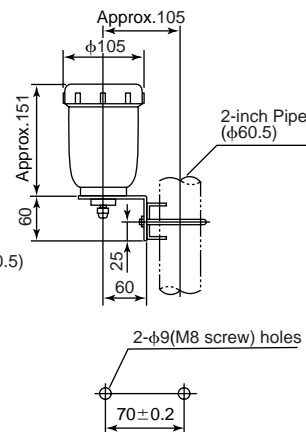
General purpose KCl reserve tank for KCl filling pH/ORP sensor and pH sensor for high purity water (with mounting bracket)
 (PH8EFP-□)-TT1
 (PH8EHP-□)-TT1
 (OR8EFG-□)-TT1



Medium pressure KCl reserve tank for KCl filling pH/ORP sensor (with mounting bracket)
 (PH8EFP-□)-TT2
 (OR8EFG-□)-TT2



Big volume tank KCl reserve tank for KCl filling pH sensor and pH sensor for high purity water. (with mounting bracket)
 (PH8EFP-□)-TT3
 (PH8EHP-□)-TT3



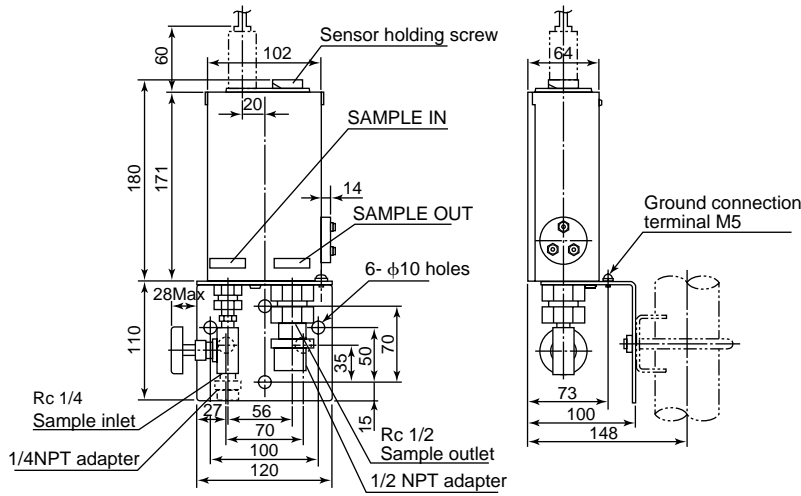
Hole requirements for wall mounting

SD-01.EPS

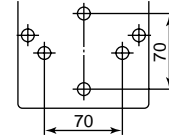
Holder for high purity water PH8HH

Unit : mm

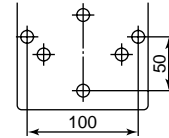
Hole dimensions for Holder mounting



1. Pipe mounting (2-inch pipe)

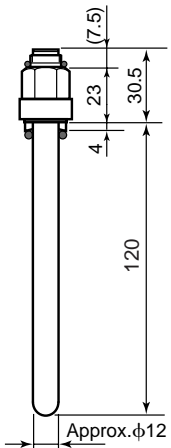


2. Wall mounting

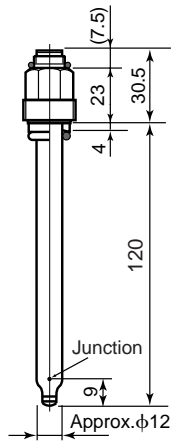


SD02.1.EPS

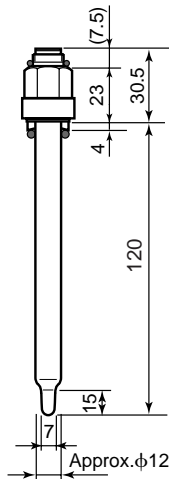
Solid electrolyte pH sensor (Xerolyt) HA405



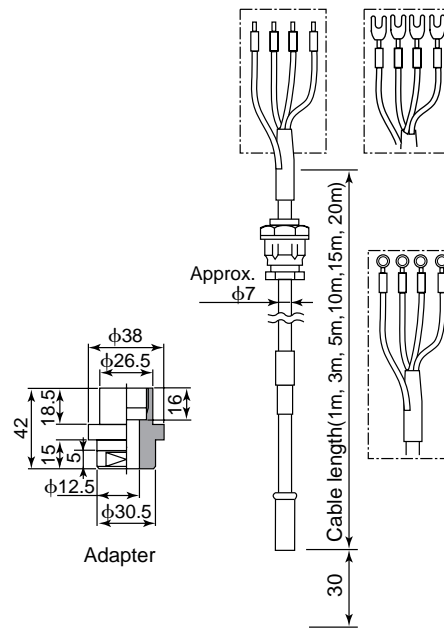
Solid electrolyte ORP sensor (Xerolyt) HA485



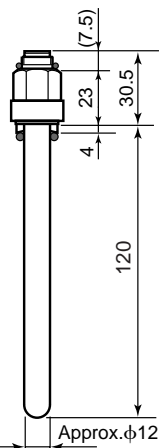
Hydrfluoric Acid-Resistant pH sensor HF405



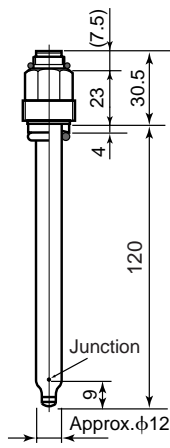
Unit: mm



pH sensors for chemical processes DPA405



ORP sensors for chemical processes DPA485

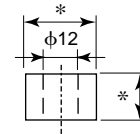
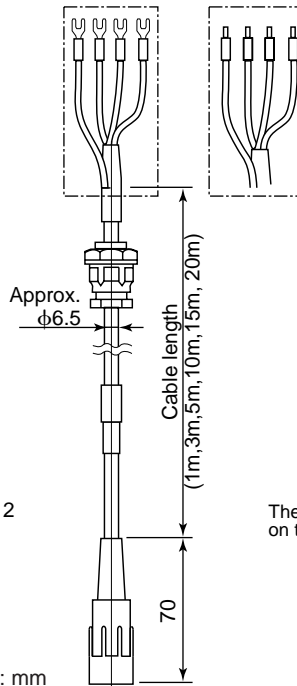
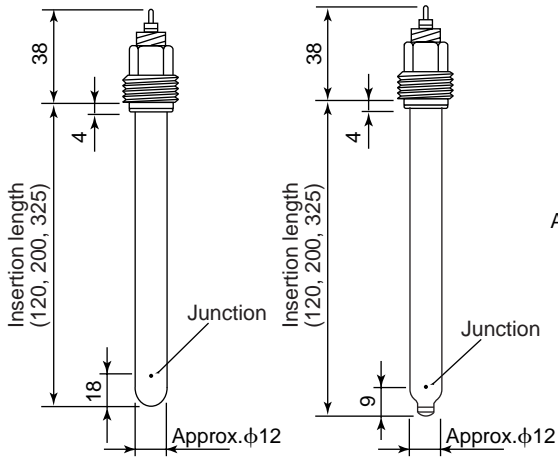


SD-02.2.EPS

Unit: mm

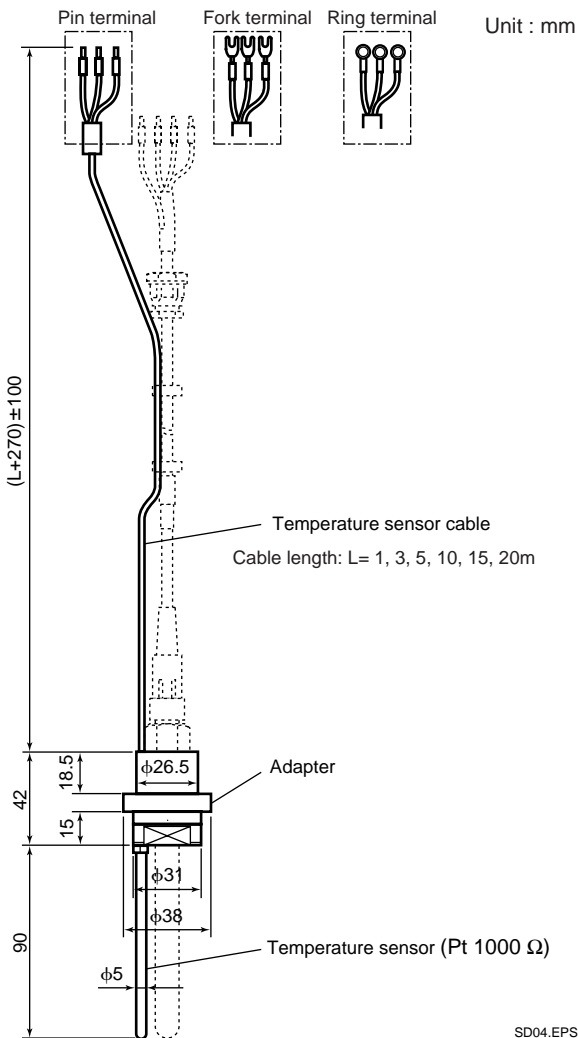
pH sensors for small culture tanks DPAS405

ORP sensors for small culture tanks DPAS485



Silicon bush
The length marked with an asterisk(*) is depending on the sensor insertion.

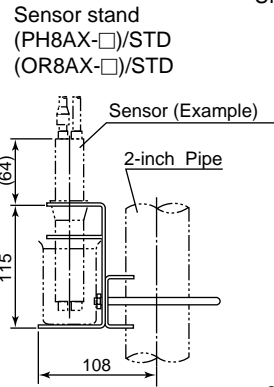
Adapter with temperature sensor for pH sensor SA405



SD04.EPS

SD-03.EPS

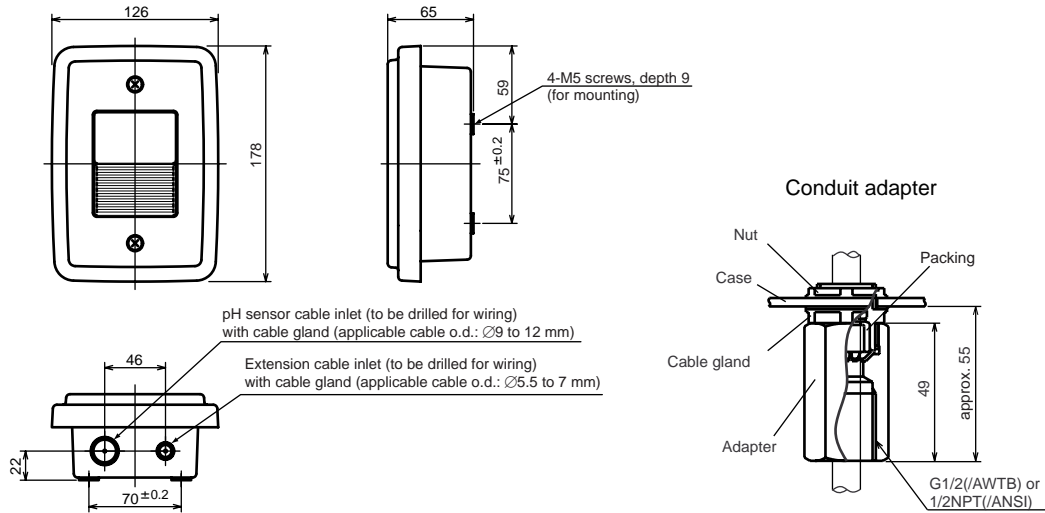
Unit: mm



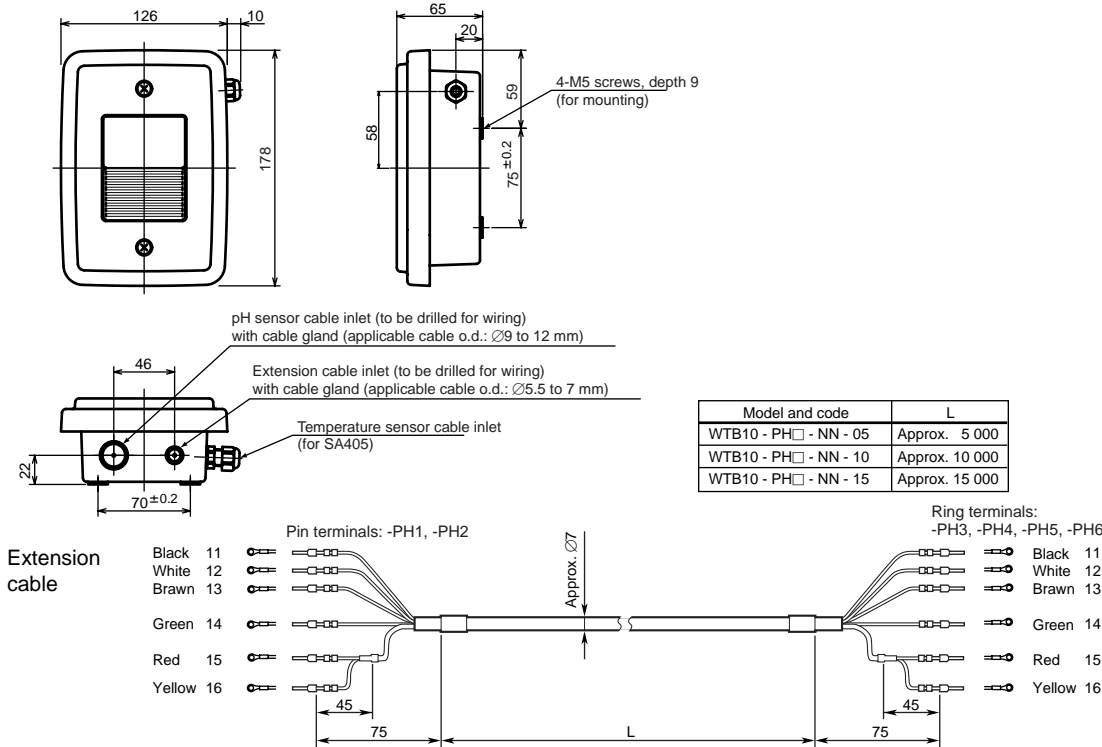
SD-06.EPS

Unit: mm

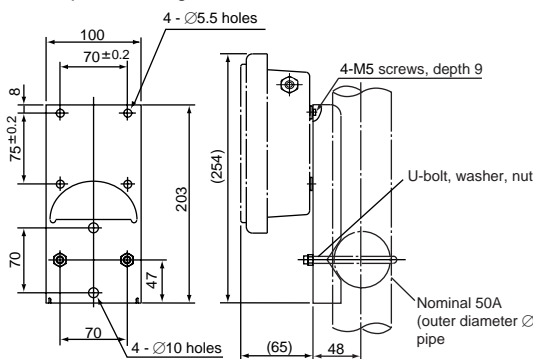
Terminal box WTB10-PH1, -PH3, -PH5



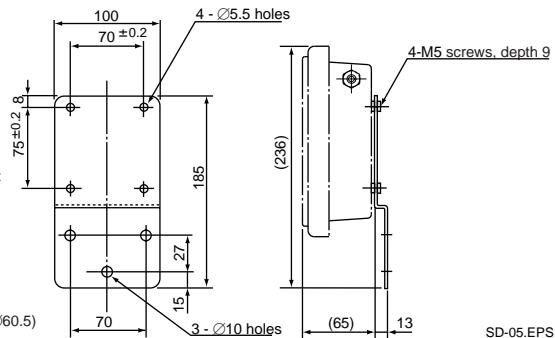
Terminal box WTB10-PH2, -PH4, -PH6



Mounting bracket for terminal box
<Pipe mounting bracket: /P>



<Wall mounting bracket: /W>



SD-05.EPS

SELECTION CRITERIA FOR pH/ORP SENSOR AND HOLDER

<General Overall Criteria>

(1) When any of the two conditions listed below are applicable, select a KCl filling type pH sensor and either the submersion or flow-through type holder.

- The solution is out of the range $2 < \text{pH} < 12$.
- The solution contains organic or oil in the order of a few percent.

(2) When any of the two conditions listed below are applicable, consult our salesperson.

- Strong oxidizing solutions such as aqua regia, chromic acid, hypochloric acid, perchloric acid.
- The solution contains corrosive gases (ammonia, chlorine, hydrogen sulfide).

<Individual Criteria>


○: Can be used, △: Shortens useful life, X: Cannot be used

	Chemical	Concentration W/V (%)	pH * (25 °C)	Holder	
				Flow-through, Submersion	Guide-pipe
Inorganic acid	Sulfuric acid	0.5	1.0	○	×
		0.05	2.0	○	○
	Hydrochloric acid	0.4	1.0	○	×
		0.04	2.0	○	○
	Nitric acid	0.6	1.0	○	×
		0.06	2.0	○	○
	Phosphoric acid	1.0	1.5	○	△
	Boric acid	0.6	5.0	○	○
Organic acid	Carbonic acid	0.6	3.6	○	△
	Chromic acid	1.2	0.8	○	×
	Sulfurous acid	0.8	1.4	○	△
	Acetic acid	0.6	2.8	○	○
	Formic acid	0.5	2.3	○	○
	Oxalic acid	0.9	1.0	○	○
	Lactic acid	0.9	2.4	○	○
Phenol acid		0.9	5.4	○	△
	Monochloroacetic acid	0.9	1.8	○	×
Alkali	Calcium hydroxide	0.2	12.4	○	○
	Potassium hydroxide	0.5	12.7	○	△
	Sodium hydroxide	0.4	12.9	○	△
Acid salts	Ammonium chloride	5		○	○
	Aluminous water	5		○	○
	Zinc chloride	5		○	○
	Ferric chloride	5		○	○
	Ferric nitrate	5	1.3	○	△
Basic salts	Sodium sulfite	5		○	○
	Sodium carbonate	5	11.8	○	○
	Sodium phosphate	5		○	△
Neutral salts	Potassium chloride	5		○	○
	Sodium sulfate	5		○	○
	Calcium chloride	5		○	○
	Sodium nitrate	5	8.2	○	×
	Aluminum chloride	5		○	○
Oxidizing agents	Hydrogen peroxide	1		○	○
	Sodium hypochlorite solution	1	12.5	○	△
	Chlorinated lime	1		○	△
	Potassium bichromate	5	4.5	○	○
Organic solvents	Alcohol	10		○	△
	Organic solvent or oil (excluding alcohol)			○	×

Note: pH values in table are calculated from dissociation constant (including measured value).

T.SENTAKU.EPS

CAUTION



Select the material of wetted parts with careful consideration of process characteristics. Inappropriate selection may cause leakage of process fluids, which greatly affects facilities. Considerable care must be taken particularly in the case of strongly corrosive process fluid such as hydrochloric acid, sulfuric acid, hydrogen sulfide, and sodium hypochlorite. If you have any questions about the wetted part construction of the product, be sure to contact Yokogawa.

Table of Corrosion-Resistant Materials (The data should be used for reference only)

Note: This table shows corrosion resistance for each single substance alone. If a sample contains two or more substances, then the corrosion resistance may differ from that given in this table.

- ◎ : Excellent
- : Good
- △ : Not so good
- X : Unusable

		Holder material			Ultrasonic transducer material Sensor solution ground tip				Seal O-ring material	Sensor body material	Remarks		
		Polypropylene	SUS 316	Hastelloy C	Titanium	Viton	Ryton						
		Concent'n	Temp	Judge	Concent'n	Temp	Judge	Concent'n	Temp	Judge	Concent'n	Temp	Judge
Inorganic acid	Sulfurous acid	100	20	◎	6	30	◎	6	30	◎	—		
		90		◎									
	Hydrochloric acid	5	20	◎	5	30	X	5	30	◎	5	30	◎
		5	80	◎				5	b	X	37	60	△
											37	90	X
	Chromic acid	20	20	△	10	b	○	20	30	○	10	b	◎
		20	40	X							20	20	○
	Hypochlorous Acid	10	20	◎	14	30	X	15	43	◎	20	40	◎
		10	40	○							5	20	○
										40		X	
	Hydrobromic acid	—			—			—			40	30	◎
	Nitric acid	10	20	◎	10	30	◎	10	30	◎	10	100	○
		10	80	◎							5	20	○
											10	60	X
	Hydroiodic acid	57	20	◎	57	25	X	—			57	30	○
		57	70	◎									
	Sulfuric acid	3	20	◎	6	30	◎	5	30	◎	5	30	◎
		3	100	◎	5	100	X	5	70	◎	5	100	X
	Phosphoric acid	30	60	◎	15	30	◎	5	30	◎	5	30	◎
		30	100	△	5	b	◎	5	b	◎	5	60	○
Alkali	Ammonia water	15	80	◎	10	b	◎	10	b	◎	10	b	◎
		15	100	○	28	65	◎	20	65	◎	20	65	◎
	Potassium hydroxide	—			10	b	◎	10	b	◎	10	b	◎
					25	b	◎	25	b	◎	25	b	○
	Sodium hydroxide	20	80	◎	20	30	◎	20	30	◎	20	30	◎
		20	100	◎	20	b	◎	20	b	◎	20	b	◎
	Sodium hydroxide, Sodium hydroxide 9 to 11% +Sodium chloride 15%	100	◎	—			—			93	◎		
	Potassium carbonate	—			5	b	◎	5	b	◎	5	b	◎
					35	b	◎	35	b	◎	35	b	○
	Sodium carbonate	sat.	100	◎	25	b	◎	25	b	◎	25	b	◎
	Zinc chloride	—			20	b	△	20	b	◎	20	b	◎
Chlorides	Aluminum chloride	—			25	25	X	—			10	b	◎
					25	25	X				25	b	X
	Ammonium chloride	35	40	◎	25	b	△	25	b	◎	25	b	◎
	Potassium chloride	sat.	60	◎	sat.	60	◎	sat.	60	◎	sat.	60	◎
	Calcium chloride	sat.	80	◎	25	b	○	25	b	◎	25	b	◎
		sat.	100	◎									
	Ferric chloride	20	40	◎	30	b	X	30	b	X	30	b	◎
		20	60	◎							20	60	◎
	Sodium chloride, 20% + Saturated Cl ₂ (Electrolysis solution)	100	◎	90	X		90	X		90	◎		
	Seawater, Magnesium chloride	24	◎	24	△		24	◎		24	◎		
		sat.	80	◎	42	b	△	42	b	◎	40	b	◎
Sulfates	Ammonium sulfate	5	60	◎	20	b	◎	20	b	◎	20	b	◎
					sat.	30		sat.	30		sat.	30	
	Potassium sulfate	—			10	b	◎	10	b	◎	10	b	◎
	Sodium sulfate	—			20	b	◎	20	b	◎	20	b	◎
Nitrates	Ammonium nitrate	Corrsion resistance is good for usual salts.			20	b	◎	20	b	◎	20	b	◎
	Sodium nitrate				50	b	◎	—			50	b	◎
	Sodium sulfite				20	b	◎	—			20	b	◎
	Hydrogen peroxide	10	30	◎	—			10	30	◎	10	30	◎
Others	Sodium sulfide	30	90	◎	2	60-90	X	2	60-90	△	15	30	◎
		20	80	◎							5	90	◎
	Potassium bichromate	—			10	b	◎	10	b	◎	10	b	◎
	Sodium sulfide	60	80	◎	10	b	◎	—			10	b	◎
	Sodium bisulfate	—			10	b	△	—			10	b	◎
Gases	Wet chlorine gas	20	○		30	X		30	△		30	◎	
		40	△										
		60	X										
	Sea water + Saturated Cl ₂	—			95	X		95	△		95	◎	
	Bromine gas	—			—			30	◎		30	◎	
	Hydrogen sulfide	—			20	◎		—			20	◎	
	Sulfurous acid gas	80	◎		—			—			30-90	◎	
		100	◎							80	◎		

Note: "b" refers to the boiling point.

T.A.EPS

	Holder material			Ultrasonic transducer material Sensor solution ground tip				Seal O-ring material	Sensor body material	Remarks							
	Polypropylene			SUS 316		Hastelloy C	Titanium	Viton	Ryton								
	Concent'n	Temp	Judge	Concent'n	Temp	Judge	Concent'n	Temp	Judge		Concent'n	Temp	Judge				
Organic substances	Acetaldehyde	20	◎	100	30	◎	—	—	—	100	20	○					
	Acetone	100	20	○	50	25	◎	—	—	100	25	X					
				100	110	◎				100	b	○					
	Aniline	100	20	◎	100	70	○	100	25	◎	—	—	—				
		100	100	△													
	Ether	100	20	△	100	25	◎	—	—	—	100	20	◎				
	Ethylene glycol	100	70	◎	100	25	◎	—	—	—	—	—	—				
		100	100	◎													
	Ethyl alcohol	96	70	◎	100	b	◎	—	—	—	100	90	◎				
	Methyl chloride	100	20	X	100	25	◎	—	—	—	—	—	—				
	Glacial acetic acid	100	70	◎	—	—	—	—	—	100	24	X	100	20	◎		
		100	100	○													
	Glycerin	100	70	◎	100	25	◎	—	—	—	—	—	—	—			
		100	100	◎													
	Chlorophenol	100	20	◎	—	—	—	—	—	—	100	20	◎	—			
		100	70	△													
		100	100	X													
	Xylene	100	20	X	—	—	—	—	—	—	100	20	◎	—			
	Chlorobezene	100	20	X	—	—	—	—	—	—	—	—	—	—			
		100	100	X													
	Chloroform	100	20	X	100	b	◎	100	b	◎	100	b	◎	—	100	90	△
	Dioxane	100	20	◎	—	—	—	—	—	—	—	—	—	100	90	◎	
		100	70	△													
		100	100	X													
	Dichloroethare	100	70	X	—	—	—	—	—	—	—	—	—	—	—	—	
	Ethyl nitrate	100	20	◎	100	105	◎	—	—	—	—	—	—	100	90	○	
		100	100	△													
	Carbon tetrachloride	100	20	X	90	b	△	—	90	b	◎	100	24	X	—	—	
	Trichloroethylene	100	20	X	100	b	○	100	b	◎	100	b	◎	—	100	90	X
	Toluene	100	20	X	—	—	—	—	145	◎	—	—	—	100	90	◎	
	Benzophenone	—	—	—	—	—	—	—	—	—	—	—	—	—	—	—	
	Benzaldehyde	100	20	◎	—	—	—	—	—	—	—	—	—	100	20	△	
		100	70	○										100	90	X	
	100	100	X														
Benzyl alcohol benzene	100	20	◎	100	30	△	—	100	30	○	100	25	○	100	90	◎	
Fomaldehyde	10	70	◎	37	b	◎	37	b	◎	37	b	◎	—	—	—	—	
	10	100	◎														
Methylnaphthelen	—	—	◎	—	—	—	—	—	—	—	—	—	—	—	—	—	
Methyl ethyl ketone	100	20	○	—	—	—	—	—	—	—	—	—	100	90	◎		
	100	70	△														
Methyl alcohol	100	20	◎	100	25	◎	—	—	—	—	—	—	100	25	◎		
Nitrobenzene	100	20	◎	—	—	—	—	—	—	—	—	—	100	90	X		
	100	70	○														
	100	100	X														
Acetic acid	100	20	◎	10	b	◎	—	10	b	◎	—	—	—	—	—	—	
	100	70	△														
	100	100	X														
Phenol	100	20	◎	95	30	◎	95	30	○	95	30	◎	—	100	90	△	
	100	100	○														
Benzonic acid	100	—	—	—	—	—	—	—	—	—	—	—	—	—	—	—	
Motor oil	100	20	◎	—	—	—	—	—	—	—	—	—	100	20	◎	—	
	100	70	○														
	100	100	△														
Petroleum ether	100	20	◎	—	—	—	—	—	—	—	—	—	100	20	○	—	
Kerosene	100	20	○	—	—	—	—	101	◎	—	—	—	100	20	○	—	
	100	70	X														
Tartaric acid	10	40	◎	50	100	△	50	100	△	50	100	◎	—	—	—	—	
	10	60	○														
	10	80	△														
Oil and fats	100	70	◎	100	25	◎	100	180	◎	100	180	◎	—	—	—	—	
Carbon sulfide	100	20	X	100	25	◎	—	—	—	100	25	◎	—	—	—	—	

Note: "b" refers to the boiling point.

TB.EPS

Enquiry Specifications Sheet for pH/ORP Sensor

For enquires on the Yokogawa pH/ORP sensors, please tick (v)the appropriate box and write down the relevant information in the blanks.

1 General Information

Company name; _____
Contact Person; _____ Department; _____
Plant name; _____
Measurement location; _____
Purpose of use; Indication, Recording, Alarm, Control
Power supply; _____ V AC _____ Hz

2 Measurement Conditions

(1) Process temperature; _____ to _____ Normally _____ [°C]
(2) Process pressure; _____ to _____ Normally _____ [kPa]
(3) Flow rate; _____ to _____ Normally _____ [l/min]
(4) Flow speed; _____ to _____ Normally _____ [m/s]
(5) Slurry or contaminants; No, Yes _____
(6) Name of process fluid; _____
(7) Components of process fluid; _____
(8) Others; _____

3 Installation Site

(1) Ambient temperature; _____
(2) Location; Outdoors, Indoors _____
(3) Others; _____

4 Requirements

(1) Measuring range; pH 0 to 14, _____
(2) Combined transmitter; FLXA21, PH202, PH450, PH400, OR400, PH100, OR100, _____
(3) System configuration selection; Sensor, Holder, pH/ORP Transmitter/Converter, Cleaning system,
 Terminal box, Accessories
(4) Sensor cable length; 3 m, 5 m, 7 m, 10 m, 15 m, 20 m, _____m
(5) Sensor operating pressure; 10 kPa or less, Greater than 10 kPa
(6) Type of holder; Guide pipe, Submersion, Flow-through, Suspension, Angled floating ball,
 Vertical floating ball
(7) Cleaning method; No cleaning, Ultrasonic cleaning, Jet cleaning, Brush cleaning
(8) Sample temperature; -5 to 105°C, -5 to 100°C, - 5 to 80°C
(9) Others; _____